

SMARTDOOR





















Product datasheet

Key features

- Combines proven mechanics with renowned wireless SmartCell system operation
- Provides full health monitoring via system integration
- Improved access throughout the building
- Fast installation
- Third party EN approved



Technical data

 Operating / storage without batteries: -10 to +55 °C	 14 dBm / 25 mW	 
Storage with batteries: -10 to +30 °C	 X5 (signalling protocol)	 
 2 x C alkaline batteries. Panasonic Powerline: LR14AD Varta Industrial: 4014	 195 x 205 x 45 mm (W x H x D)	 0905-CPR-202117
 2 x C alkaline batteries. Panasonic Powerline: LR14AD Varta Industrial: 4014	 0.5 kg	 EN54-25, EN 1155 & BS7273-4 (category B)
 Type A: Indoor use only	 7 (max. hold open power size)	 SC-44-0200-0001-99 (white) SC-44-0300-0001-99 (black)
 868 MHz	 1600 mm (max. door leaf width)	 emsgroup.co.uk
	 160 kg (max. door weight)	