

# WIRELESS OPTICAL SMOKE DETECTOR

## *Product datasheet*

### Key features

- Dual band 868 MHz operation
- Fire indication LED
- Anti tamper locking mechanism
- FasTest maintenance feature
- Third party EN certified



### Product overview

The FireCell wireless optical smoke detector is quick and easy to install and offers individual addressing at the fire control panel. This device comprises of a detector and wireless base.

Features include dual band 868 MHz operation, auto adjusting power output, fire indication LED, anti tamper locking mechanism and the FasTest detector maintenance feature.

This device has third party EN certification and is compatible with the EMS FireCell system including the Fusion RLM.

# Technical data



-10 to 55 °C



6 x AA Alkaline (*Panasonic LR6AD  
Powerline / Varta 4006 Industrial*)



IP23, indoor use only



868 MHz



Up to 1250 m (*clear line of site*)\*



0 to 14 dBm (*auto adjusting*)



X (*signalling protocol*)



113 x 76 mm (Ø x D)



0.4 kg



CE UK BOSEC



0359-CPR-0017 & 0359-CPR-0041



EN54-7 & EN54-25



FCX-177-001

*OPTICAL SMOKE DETECTOR ONLY*

FCX-170-001

*WIRELESS DETECTOR BASE ONLY*

***\*Line of sight refers to the maximum distance over which radio frequency signals can travel in a direct, unobstructed path between transmitter and receiver.***

# WIRELESS HEAT DETECTOR

## Product datasheet

### Key features

- Dual band 868 MHz operation
- Fire indication LED
- Anti tamper locking mechanism
- FasTest maintenance feature
- Third party EN certified



### Product overview

The FireCell wireless heat detector is quick and easy to install and offers individual addressing at the fire control panel. This device comprises of either an A1R rate of rise heat detector, or a CS fixed temp heat detector and a wireless base.








Features include dual band 868 MHz operation, auto adjusting power output, fire indication LED, anti tamper locking mechanism and the FasTest detector maintenance feature.

This device has third party EN certification and is compatible with the EMS FireCell system including the Fusion RLM.

### Application

Class (EN54-5)	Application temperature (°C)		Static response temperature (°C)		
	Typical	Max	Min	Typical	Max
A1R	25	50	54	57	65
CS	55	80	84	90	100

# Technical data

-  -10 to 55 °C
-  6 x AA Alkaline (*Panasonic LR6AD  
Powerline / Varta 4006 Industrial*)
-  IP23, indoor use only
-  868 MHz
-  Up to 1250 m (*clear line of site*)\*
-  0 to 14 dBm (*auto adjusting*)
-  X (*signalling protocol*)
-  113 x 76 mm (Ø x D)
-  0.4 kg
-    
-  0359-CPR-0015 / 0359-CPR-0041
-  EN54-5 & EN54-25
-  FCX-175-001  
*A1R HEAT DETECTOR ONLY*
-  FCX-176-001  
*CS HEAT DETECTOR ONLY*
-  FCX-170-001  
*WIRELESS DETECTOR BASE ONLY*

*\*Line of sight refers to the maximum distance over which radio frequency signals can travel in a direct, unobstructed path between transmitter and receiver.*



# WIRELESS MULTISENSOR DETECTOR

## *Product datasheet*

### Key features

- Dual band 868 MHz operation
- Fire indication LED
- Anti tamper locking mechanism
- FasTest maintenance feature
- Third party EN certified



### Product overview

The FireCell wireless multisensor detector is quick and easy to install and offers individual addressing at the fire control panel. This device comprises of a detector and wireless base.

Features include dual band 868 MHz operation, auto adjusting power output, fire indication LED, anti tamper locking mechanism and the FasTest detector maintenance feature.

This device has third party EN certification and is compatible with the EMS FireCell system including the Fusion RLM.

## Technical data



-10 to 55 °C



6 x AA Alkaline (*Panasonic LR6AD  
Powerline / Varta 4006 Industrial*)



IP23, indoor use only



868 MHz



Up to 1250 m (*clear line of site*)\*



0 to 14 dBm (*auto adjusting*)



X (*signalling protocol*)



113 x 92 mm (Ø x D)



0.45 kg



CE UK BOSEC



0359-CPR-0041/0905-CPR-20212



EN54-5, EN54-7 & EN54-25



FCX-174-001

*MULTISENSOR SMOKE DETECTOR ONLY*

FCX-170-001

*WIRELESS DETECTOR BASE ONLY*

*\*Line of sight refers to the maximum distance over which radio frequency signals can travel in a direct, unobstructed path between transmitter and receiver.*

# WIRELESS COMBINED SOUNDER DETECTOR

## Product datasheet

### Key features

- Dual band 868 MHz operation
- 32 sounder tones
- Volume control
- Fire indication LED
- Integrated audio monitoring
- Anti tamper locking mechanism
- FasTest maintenance feature
- Third party EN certified



### Product overview

The FireCell wireless combined sounder detector is quick and easy to install and offers individual addressing at the fire control panel. This device comprising of a detector and wireless base and is also available with an intergated visual indicator.


















Features include interchangeable smoke and heat detectors, dual band 868 MHz operation, auto adjusting power output, fire indication LED, integrated audio monitoring, 32 sounder tones with volume control, anti tamper locking mechanism and FasTest detector maintenance feature.

This device has third party EN certification and is compatible with the EMS FireCell system including the Fusion RLM.

### Application (*heat detection*)

Class (EN54-5)	Application temperature (°C)		Static response temperature (°C)		
	Typical	Max	Min	Typical	Max
A1R	25	50	54	57	65
CS	55	80	84	90	100

# Technical data

 -10 to 55 °C	  
 3x AA Alkaline batteries ( <i>Panasonic LR6AD Powerline / Varta 4006 Industrial</i> ) & 3x C Alkaline batteries ( <i>Panasonic LR14AD Powerline / Varta 4014 Industrial</i> )	 0905-CPR-202126, 0359-CPR-0015, 0359-CPR-0017 & DoP0012
 IP23, indoor use only	 EN54-3, EN54-5, EN54-7 & EN54-25
 868 MHz	 FCX-174-001 <i>MULTISENSOR DETECTOR ONLY</i>
 Up to 1250 m ( <i>clear line of site</i> )*	FCX-175-001 <i>A1R HEAT DETECTOR ONLY</i>
 0 to 14 dBm ( <i>auto adjusting</i> )	FCX-176-001 <i>CS HEAT DETECTOR ONLY</i>
 X ( <i>signalling protocol</i> )	FCX-177-001 <i>OPTICAL SMOKE DETECTOR ONLY</i>
 146 x 100 mm (Ø x D) ( <i>with multisensor detector</i> )	FCX-191-000 <i>WIRELESS SOUNDER / DETECTOR BASE ONLY</i>
 0.7 kg	FCX-191-100 <i>WIRELESS SOUNDER / DETECTOR / CLEAR VISUAL INDICATOR BASE ONLY</i>
 Up to 99.5 dB(A) at 1 m ( <i>as dispatched</i> )*. <i>Low setting typically reduces volume by 10 dB.</i>	FCX-191-200 <i>WIRELESS SOUNDER / DETECTOR / RED VISUAL INDICATOR BASE ONLY</i>
 32 selectable sounder tones*. <i>9 tones are EN54-3 approved.</i>	

*\*Line of sight refers to the maximum distance over which radio frequency signals can travel in a direct, unobstructed path between transmitter and receiver.*

*†Refer to the sounder data document (MK187) for full details. Free to download from [www.emsgroup.co.uk](http://www.emsgroup.co.uk)*

## WIRELESS SOUNDER

### *Product datasheet*

#### Key features

- Dual band 868 MHz operation
- 32 selectable tones
- Integrated audio monitoring
- Sounder volume control
- Anti tamper locking mechanism
- Third party EN approved












#### Product overview


The FireCell wireless sounder is quick and easy to install, offering individual addressing at the fire control panel. This device comprises of a sounder and a wireless sounder base.

Features include dual band 868 MHz operation, auto adjusting power output, 32 selectable tones, integrated audio monitoring, volume control and anti tamper locking mechanism.

This device has third party EN certification and is compatible with the EMS FireCell system including the Fusion RLM.

# Technical data

-  -10 to 55 °C
-  3x AA Alkaline batteries (*Panasonic LR6AD Powerline / Varta 4006 Industrial*) & 3x C Alkaline batteries (*Panasonic LR14AD Powerline / Varta 4014 Industrial*)
-  IP54, indoor use only
-  868 MHz
-  Up to 1250 m (*clear line of site*)\*
-  0 to 14 dBm (*auto adjusting*)
-  120 x 125 mm (Ø x D)
-  0.65 kg
-  X (*signalling protocol*)

-  Up to 99 dB(A) at 1 m (*as dispatched*)
-  32 selectable sounder tones
-    
-  0359-CPR-0022
-  EN54-3 & EN54-25
-  FC-171-001  
WIRELESS WHITE SOUNDER BASE ONLY  
  
FC-171-002  
WIRELESS RED SOUNDER BASE ONLY  
  
FC-172-001  
WHITE SOUNDER ONLY  
  
FC-172-002  
RED SOUNDER ONLY  
  
FC-173-002  
RED SOUNDER VID ONLY

*\*Line of sight refers to the maximum distance over which radio frequency signals can travel in a direct, unobstructed path between transmitter and receiver.*

## WIRELESS WALL MOUNTED SOUNDER VAD

### *Product datasheet*

#### Key features

- Dual band 868 MHz operation
- 32 selectable tones
- 0.5 Hz / 1 Hz VAD flash selection
- Integrated audio monitoring
- Volume control
- Anti tamper locking mechanism
- Third party EN certified



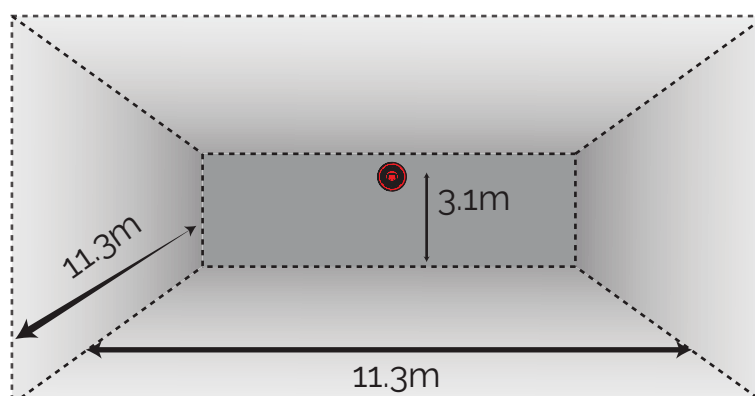
#### Product overview

The FireCell wireless wall mounted sounder VAD is quick and easy to install, offering individual addressing at the fire control panel. This device comprises of a sounder VAD and a wireless sounder base.

Features include dual band 868 MHz operation, auto adjusting power output, 32 selectable tones, 0.5 Hz / 1 Hz VAD flash selection, integrated audio monitoring, volume control and anti tamper locking mechanism.

This device has third party EN certification and is compatible with the EMS FireCell system including the Fusion RLM.

VAD EN54-23 coverage: W-3.1-11.3 / 396 m<sup>3</sup>



# Technical data



-10 to 55 °C



3x AA Alkaline batteries (*Panasonic LR6AD Powerline / Varta 4006 Industrial*) & 3x C Alkaline batteries (*Panasonic LR14AD Powerline / Varta 4014 Industrial*)



IP54, indoor use only



868 MHz



Up to 1250 m (*clear line of site*)\*



0 to 14 dBm (*auto adjusting*)



X (*signalling protocol*)



120 x 145 mm (Ø x D)



0.65 kg



94 to 97 dB(A) at 1 m (*as dispatched*)  
*Low setting typically reduces volume by 7 dB.*



32 selectable sounder tones



W-3.1-11.3 / 396 m<sup>3</sup>  
0.5 Hz / 1 Hz (*selectable*)



CE UK CA **BOSEC**



0359-CPR-00292



EN54-3, EN54-23 & EN54-25



FC-171-001  
*WIRELESS WHITE SOUNDER BASE ONLY*

FC-171-002  
*WIRELESS RED SOUNDER BASE ONLY*

FC-315-WA1  
*WHITE WALL MOUNTED SOUNDER VAD HEAD ONLY*

FC-315-WA2  
*RED WALL MOUNTED SOUNDER VAD HEAD ONLY*

FC-323-WA1  
*WHITE WALL MOUNTED VAD HEAD ONLY*

FC-323-WA2  
*RED WALL MOUNTED VAD HEAD ONLY*

***\*Line of sight refers to the maximum distance over which radio frequency signals can travel in a direct, unobstructed path between transmitter and receiver.***



## WIRELESS CEILING MOUNTED SOUNDER VAD

### *Product datasheet*

#### Key features

- Dual band 868 MHz operation
- 32 selectable tones
- 0.5 Hz / 1 Hz VAD flash selection
- Integrated audio monitoring
- Volume control
- Anti tamper locking mechanism
- Third party EN certified



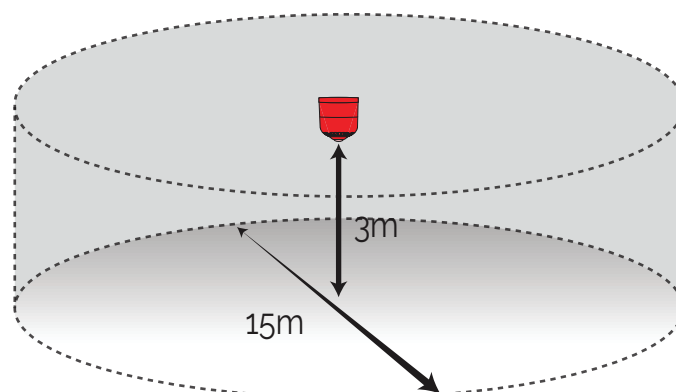
#### Product overview

The FireCell wireless ceiling mounted sounder VAD is quick and easy to install, offering individual addressing at the fire control panel. This device comprises of a sounder VAD and a wireless sounder base.

Features include dual band 868 MHz operation, auto adjusting power output, 32 selectable tones, 0.5 Hz / 1 Hz VAD flash selection, integrated audio monitoring, volume control and anti tamper locking mechanism.

This device has third party EN certification and is compatible with the EMS FireCell system including the Fusion RLM.

VAD EN54-23 coverage: C-3-15 / 337 m<sup>3</sup>



# Technical data



-10 to 55 °C



3x AA Alkaline batteries (*Panasonic LR6AD Powerline / Varta 4006 Industrial*) & 3x C Alkaline batteries (*Panasonic LR14AD Powerline / Varta 4014 Industrial*)



IP54, indoor use only



868 MHz



Up to 1250 m (*clear line of site*)\*



0 to 14 dBm (*auto adjusting*)



X (*signalling protocol*)



120 x 145 mm (Ø x D)



0.65 kg



94 to 97 dB(A) at 1 m (*as dispatched*)  
*Low setting typically reduces volume by 7 dB.*



32 selectable sounder tones



C-3-15 / 337 m<sup>3</sup>  
0.5 Hz / 1 Hz (*selectable*)



CE UK CA **BOSEC**



0359-CPR-00292



EN54-3, EN54-23 & EN54-25



FC-171-001  
*WIRELESS WHITE SOUNDER BASE ONLY*

FC-171-002  
*WIRELESS RED SOUNDER BASE ONLY*

FC-315-CA1  
*WHITE CEILING MOUNTED SOUNDER  
VAD HEAD ONLY*

FC-315-CA2  
*RED CEILING MOUNTED SOUNDER VAD  
HEAD ONLY*

FC-323-CA2  
*RED CEILING MOUNTED VAD HEAD  
ONLY*

*\*Line of sight refers to the maximum distance over which radio frequency signals can travel in a direct, unobstructed path between transmitter and receiver.*

## WIRELESS CALL POINT (KAC FRONT)

### *Product datasheet*

#### Key features

- Dual band 868 MHz operation
- Fire indication LED
- Resettable element
- Anti tamper locking
- Protective cover
- Third party EN certified



#### Product overview

The FireCell wireless call point is quick and easy to install and offers individual addressing at the fire control panel.

Features include dual band 868 MHz operation, auto adjusting power output, fire indication LED, resettable element, anti tamper and a test key.

A transparent hinged cover is also included, for protection against accidental operation in busy environments.

This device has third party EN certification and is compatible with the EMS FireCell system including the Fusion RLM.

# Technical data



-10 to 55 °C



6 x AA Alkaline (*Panasonic LR6AD Powerline / Varta 4006 Industrial*)



IP24, indoor use only



868 MHz



Up to 1250 m (*clear line of site*)\*



0 to 14 dBm (*auto adjusting*)



X (*signalling protocol*)



89 x 92 x 70 mm (*W x H x D*)



0.4 kg



CE UK CA **BOSEC**



0359-CPR-0038



EN54-11 & EN54-25



FC-200-002  
WIRELESS RED MCP C/W  
PROTECTIVE LID

FC-FGCOVER  
PROTECTIVE COVER FOR  
WIRELESS MCP FC-200-002

**\*Line of sight refers to the maximum distance over which radio frequency signals can travel in a direct, unobstructed path between transmitter and receiver.**

## **WIRELESS CALL POINT (APOLLO FRONT)**

### *Product datasheet*

#### Key features

- Dual band 868 MHz operation
- Fire indication LED
- Resettable element
- Anti tamper locking
- Protective cover
- Third party EN certified



#### Product overview

The FireCell wireless call point is quick and easy to install and offers individual addressing at the fire control panel.


Features include dual band 868 MHz operation, auto adjusting power output, fire indication LED, resettable element, anti tamper and a test key.

A transparent hinged cover is also included, for protection against accidental operation in busy environments.

This device has third party EN certification and is compatible with the EMS FireCell system including the Fusion RLM.


# Technical data


 -10 to 55 °C

 6 x AA Alkaline (*Panasonic LR6AD  
Powerline / Varta 4006 Industrial*)

 IP24, indoor use only

 868 MHz

 Up to 1250 m (*clear line of site*)\*


 0 to 14 dBm (*auto adjusting*)


 X (*signalling protocol*)

 90 x 98 x 72.5 mm (*W x H x D*)

 0.35 kg

 0359-CPR-00694

 EN54-11 & EN54-25

 FC-200-003  
WIRELESS RED MCP (APOLLO  
FRONT) C/W PROTECTIVE LID

44251-189APO  
PROTECTIVE COVER FOR W/LESS  
MCP (APOLLO FRONT) FC-200-003

***\*Line of sight refers to the maximum distance over which radio frequency signals can travel in a direct, unobstructed path between transmitter and receiver.***

## INPUT / OUTPUT UNIT

### *Product datasheet*

#### Key features

- Dual band 868 MHz operation
- 2x supervised inputs
- 2x voltage free outputs, rated 2A at 24V
- Third party EN certified
- Optional 230 VAC switching auxiliary relay module available



#### Product overview


















The FireCell wireless input output unit is quick and easy to install and offers individual addressing at the fire control panel.

Features include; two supervised inputs and two voltage free outputs rated 2A at 24V, whilst using only one address on the system.

This device has third party EN certification and is compatible with the EMS FireCell system including the Fusion RLM.

A 230 VAC switching auxiliary relay module is also available for use with this device. Refer to TSD058 for full technical specifications.

# Technical data

 -10 to 55 °C	 2x 2 A at 24 VDC rated outputs
 6 x AA Alkaline ( <i>Panasonic LR6AD Powerline / Varta 4006 Industrial</i> )	 120 x 240 x 60 mm (W x H x D)
 IP65, indoor use only	 0.95 kg
 868 MHz	   
 Up to 1250 m ( <i>clear line of site</i> )*	 0359-CPR-0039
 0 to 14 dBm ( <i>auto adjusting</i> )	 EN54-18 & EN54-25
 X ( <i>signalling protocol</i> )	 FC-610-001 DUAL I/O UNIT

FC-620-001  
AUXILIARY RELAY MODULE

***\*Line of sight refers to the maximum distance over which radio frequency signals can travel in a direct, unobstructed path between transmitter and receiver.***



## WIRELESS REMOTE INDICATOR MODULE (RIM)

### *Product datasheet*

#### Key features

- Dual band 868 MHz operation
- Fire indication LED
- Anti tamper locking mechanism
- Third party EN certified
- Satisfies the requirements of Irish standard IS3218

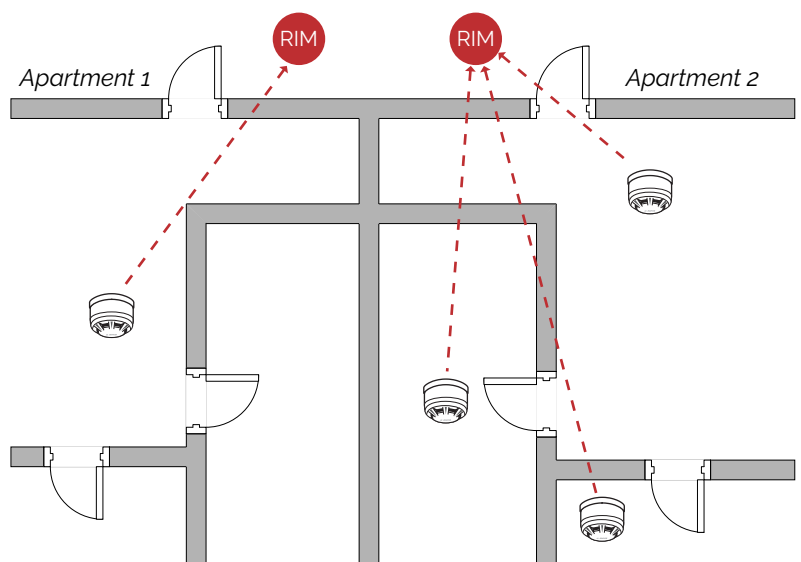


#### Product overview








The FireCell wireless RIM is quick and easy to install and can be used to remotely indicate a fire event at a location where access is not easily available. This RIM can also be associated with a single detector or a number of detectors.









Combined with detailed fire control panel information, the RIM aids swift fire location, saving valuable time in an emergency.

This device has third party EN certification and is compatible with the EMS FireCell system including the Fusion RLM.



# Technical data

-  -10 to 55 °C
-  6 x AA Alkaline (*Panasonic LR6AD Powerline / Varta 4006 Industrial*)
-  IP23, indoor use only
-  868 MHz
-  Up to 1250 m (*clear line of site*)\*
-  0 to 14 dBm (*auto adjusting*)
-  X (*signalling protocol*)

-  113 x 81 mm (Ø x D)
-  0.4 kg
-   
-  0359-CPR-00127
-  EN54-25
-  FCX-178-001

*\*Line of sight refers to the maximum distance over which radio frequency signals can travel in a direct, unobstructed path between transmitter and receiver.*

# WIRELESS DOOR CONTROL (WDC)

## *Product datasheet*

### Key features

- Combines proven mechanics with renowned wireless FireCell system operation
- Provides full health monitoring via system integration
- Can be included in phased evacuation plans, via system cause and effects
- Third party EN approved




















### Product overview

FireCell WDC (*wireless door control*) is quick and easy to install and offers full FireCell system integration. FireCell WDC holds heavy fire doors open, improving building ventilation and automatically closes in the event of a fire.

FireCell WDC includes robust FireCell wireless operation, industry proven mechanics and the ability to individually test each device. Benefits don't stop there as it can also be included within phased evacuation plans via system cause and effects.

FireCell WDC has third party EN certification and is compatible with the EMS FireCell system including the Fusion RLM.

## Technical data

 -10 to 55 °C ( <i>operating</i> ) 5 to 30 °C ( <i>storage</i> )	 7 ( <i>max. hold open power size</i> )
 2 x C alkaline batteries	 1600 mm ( <i>max. door leaf width</i> )
 868 MHz	 160 kg ( <i>max. door weight</i> )
 Up to 1250 m ( <i>clear line of site</i> )*	  
 0 to 14 dBm ( <i>auto adjusting</i> )	 0359-CPR-00648
 X ( <i>signalling protocol</i> )	 EN54-25, EN 1155 & BS7273-4 ( <i>category B</i> )
 195 x 205 x 45 mm ( <i>W x H x D</i> )	 FC-60-2000 ( <i>black</i> ) FC-60-2010 ( <i>white</i> )
 0.5 Kg	

***\*Line of sight refers to the maximum distance over which radio frequency signals can travel in a direct, unobstructed path between transmitter and receiver.***

## WIRELESS BELL SOUNDER

### *Product datasheet*

#### Key features

- Dual band 868 MHz operation
- Distinctive bell tone
- Integrated audio monitoring
- Quick installation
- Third party EN approved



#### Product overview

The wireless bell sounder is quick and easy to install and offers full integration with the FireCell system. The wireless bell sounder is quick to install and offers the distinctive bell tone as an alternative to the standard 32 tone patterns on offer from other FireCell wireless sounders.

The wireless bell sounder offers robust wireless operation, an industry proven bell sounder and 5 year battery life under normal usage.

This device has third party EN certification and is compatible with the EMS FireCell system including the Fusion RLM.

# Technical data



-10 to 55 °C



6 x AA Alkaline (*Panasonic LR6AD Powerline / Varta 4006 Industrial*)



IP55, indoor use only



868 MHz



Up to 1250 m (*clear line of site*)\*



0 to 14 dBm (*auto adjusting*)



X (*signalling protocol*)



150 x 347 x 101 mm (*W x H x D*)



1.75 Kg



97 dB(A) at 1 m



CE UK CA



0359-CPR-00667



EN54-3 & EN54-25



FC-171-003  
BELL SOUNDER BASE ONLY

FC-174-002  
WIRELESS BELL SOUNDER


*\*Line of sight refers to the maximum distance over which radio frequency signals can travel in a direct, unobstructed path between transmitter and receiver.*

## FireCellHUB

### Product datasheet

#### Key features

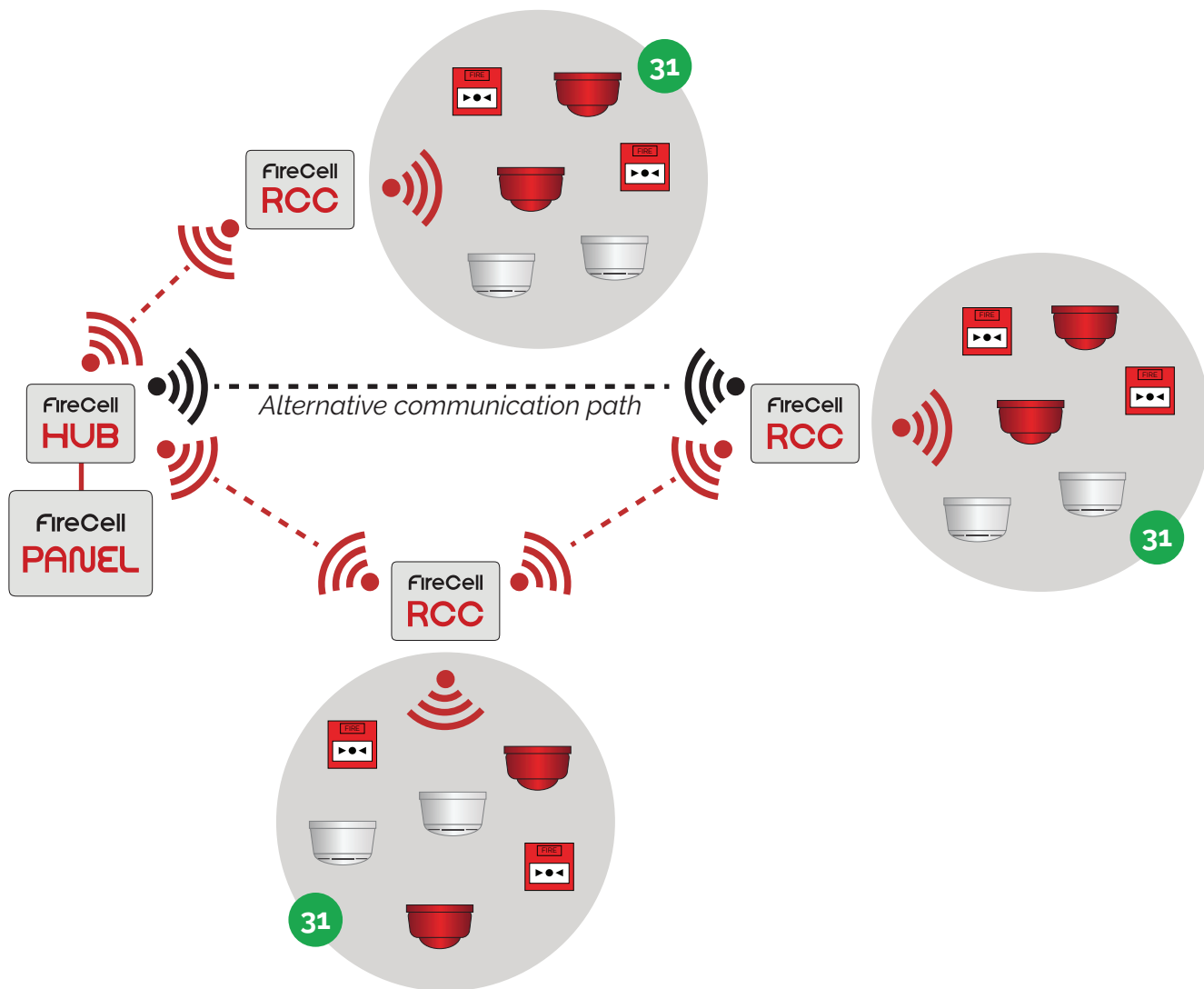
- Smart Cluster Technology
- Internal diversity aerials
- Dual band 868 MHz operation
- 32 radio channel selection
- Up to 31 RCCs
- Up to 504 wireless FireCell devices  
*(when connected to four loops)*
- XP95 loop powered
- Third party EN certified
- Optional external aerials available


















#### Product overview

The FireCell Hub connects to the FireCell fire control panel's XP95 loop. Operating in conjunction with FireCell RCCs (Radio Cluster Communicators), it is possible to create a wireless infrastructure capable of accommodating up to 504 wireless FireCell devices.

This device is third party EN certified, combining diversity aerial methodology, Smart Cluster Technology and 32 channel selection to produce fast and reliable wireless communication.



## Technical data

-  -10 to 55 °C
-  17 to 28 VDC
-  Loop 1: 27 mA (typical) / 63 mA (max.)  
Loops 2 to 4: 4 mA (per each connected loop)
-  RAL 9003 signal white
-  IP54, indoor use only
-  868 MHz
-  14 dBm
-  270 x 205 x 85 mm (W x H x D)
-  0.95 kg
-  X (signalling protocol)  
XP (panel protocol)
-  
-  0359-CPR-0028
-  EN54-18 & EN54-25
-  FCX-500-444



# FireCellRCC

## Product datasheet (230 VAC variant)



### Key features

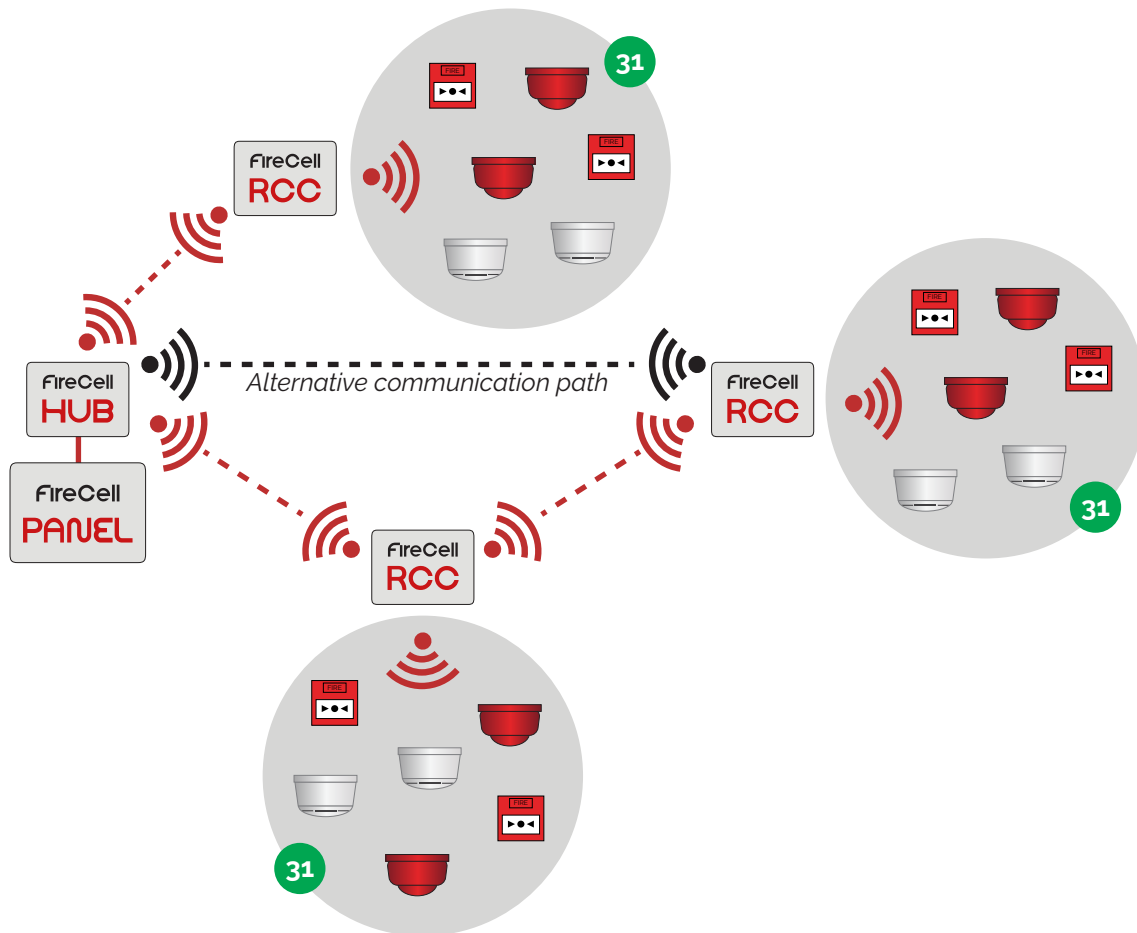
- Smart Cluster Technology
- Internal diversity aerials
- Dual band 868 MHz operation
- 32 radio channel selection
- Up to 31 FireCell devices per RCC
- 230 VAC operated
- Third party EN certified
- Optional external aerials available

### Product overview

The 230 VAC FireCell RCC (*Radio Cluster Communicator*) is a remote transceiver node that works within the FireCell wireless fire system.

The RCC accomodates up to 31 wireless FireCell devices, and can report directly to the hub or via other RCCs (*up to four hops*), for optimum flexibility and maximum wireless coverage.

This device is third party EN certified, combining diversity aerial methodology, Smart Cluster Technology and 32 channel selection to produce fast and reliable wireless communication.



## Technical data

	-10 to 55°C		X (signalling protocol)
	220 to 240 VAC		270 x 205 x 85 mm (W x H x D)
	Yuasa NP4-6 6V 4Ah lead acid (battery sold separately)		1.9 kg (with battery) 1.15 kg (without battery)
	72 hours*		CE UK CA
	44 mA (normal operation) 55.5 mA (mains disconnected)		DoP 0359-CPR-0046
	RAL 9003 signal white		EN EN54-4, EN54-18 & EN54-25
	IP54, indoor use only		FC-555-001 230 VAC RCC C/W PSU
	868 MHz		FC-555-331 230 VAC RCC C/W REMOTE AERIAL FACILITY & PSU
	Up to 1250 m (clear line of site)†		
	14 dBm		

\*Typical 5 year battery life based on normal usage. Note; if 72 hours battery standby is required, it is recommended that the battery is replaced every 3 years.

†Line of sight refers to the maximum distance over which radio frequency signals can travel in a direct, unobstructed path between transmitter and receiver.

# FireCellRCC

## Product datasheet (24 VDC variant)

### Key features

- Smart Cluster Technology
- Internal diversity aerials
- Dual band 868 MHz operation
- 32 radio channel selection
- Up to 31 FireCell devices per RCC
- 24 VDC operated
- Third party EN certified
- Optional external aerials available

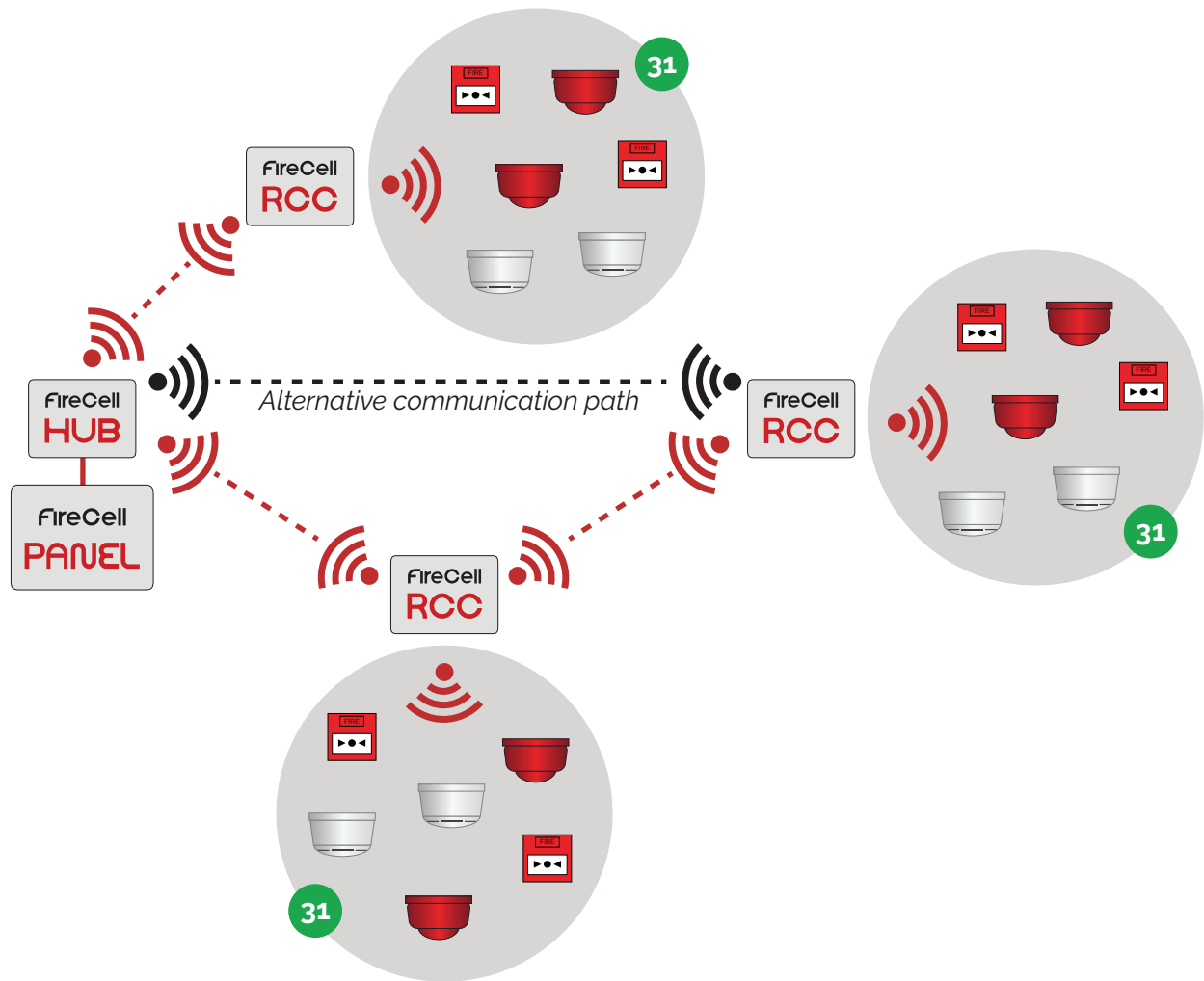


### Product overview

The 24 VDC FireCell RCC (*Radio Cluster Communicator*) is a remote transceiver node that works within the FireCell wireless fire system.

The RCC accommodates up to 31 wireless FireCell devices, and can report directly to the hub or via other RCCs (*up to four hops*), for optimum flexibility and maximum wireless coverage.

This device is third party EN certified, combining diversity aerial methodology, Smart Cluster Technology and 32 channel selection to produce fast and reliable wireless communication.



## Technical data

	-10 to 55°C		270 x 205 x 85 mm (W x H x D)
	17 to 28 VDC		0.95 kg
	17 mA at 24 VDC		CE UK CA
	RAL 9003 signal white		0359-CPR-0046
	IP54, indoor use only		EN54-18 & EN54-25
	868 MHz		FC-555-024 24 VDC RCC
	Up to 1250 m (clear line of site)*		FC-555-324 24 VDC RCC C/W REMOTE AERIAL FACILITY
	14 dBm		
	X (signalling protocol)		

\*Line of sight refers to the maximum distance over which radio frequency signals can travel in a direct, unobstructed path between transmitter and receiver.

## FusionRLM

### Product datasheet

#### Key features

- Internal diversity aerials
- Dual band 868 MHz operation
- 32 radio channel selection
- 31 wireless FireCell devices per RLM
- Up to five RLMs per loop, subject to cable specification
- XP95 loop powered
- Third party EN certified

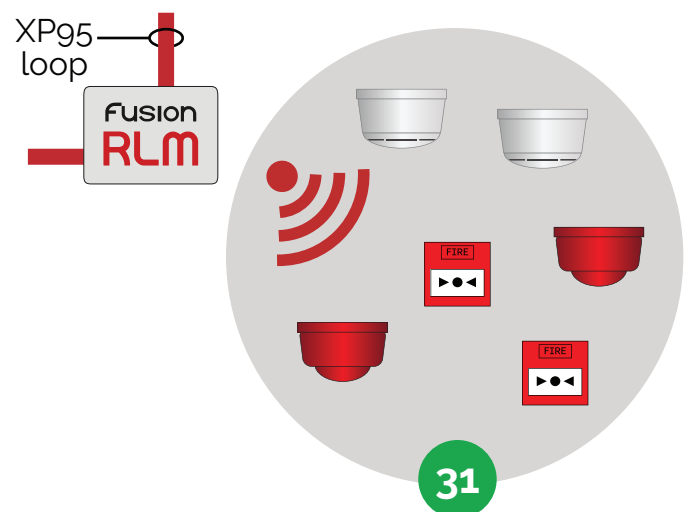


#### Product overview

















The award winning Fusion RLM (Radio Loop Module) connects to the XP95 control panel's loop and can accommodate up to 31 wireless FireCell devices.

Requiring just 17 mA, up to five Fusion RLMs can be added per loop, subject to cable specification.

This device is third party EN certified, combining diversity aerial methodology and 32 channel selection to produce fast and reliable wireless communication.



## Technical data

 -10 to 55 °C	 X (signalling protocol) XP (panel protocol)
 17 to 28 VDC	 270 x 205 x 85 mm (W x H x D)
 17 mA (typical) 91 mA (max.)	 0.95 kg
 IP54, indoor use only	  
 868 MHz	 0359-CPR-0022
 Up to 1250 m (clear line of site)*	 EN54-17, EN54-18 & EN54-25
 14 dBm	 FCX-532-001

***\*Line of sight refers to the maximum distance over which radio frequency signals can travel in a direct, unobstructed path between transmitter and receiver.***

# RADIO NETWORK COMMUNICATOR (RNC)

## Product datasheet

### Key features

- Low current consumption
- Proven technology
- Optional remote aerial connection
- Up to 16 RNCs per network
- 24 VDC powered, from control panel



FCX-438-001  
(RNC for Syncro)



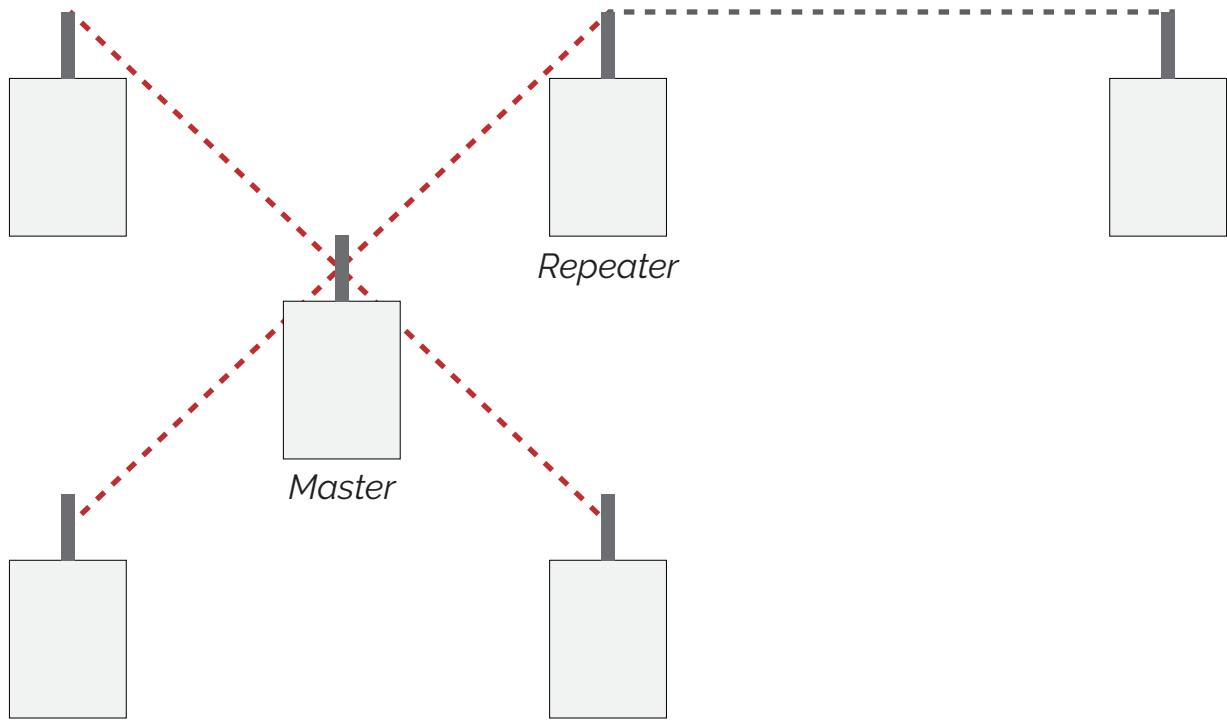
FC-TAK-438-001  
(RNC for Taktis)

### Product overview

FireCell RNCs (*Radio Network Communicators*) allow wireless 458 MHz networking between FireCell fire control panels and is 24 VDC powered.












All networkable FireCell Syncro AS and Taktis control panels are compatible with FireCell RNCs, with up to 16 RNCs permitted per network. Taktis control panels can not be networked with Syncro AS control panels.

FireCell radio networking is based upon proven reliable EMS technology, with the latest surface mount components and processing technology.



Example 6 Panel RNC network, with 1x RNC programmed as a repeater to extend the wireless coverage

## Technical data

 -10 to 55°C	 156 x 228 x 48 mm (W x H x D)
 24 VDC	 0.65 kg
 24 mA at 24 VDC (FCX-438-001) 35 mA at 24 VDC (FC-TAK-438-001)	 Complies with; EN300-220, EN301-489 & EN60950
 RAL 9001 cream	 FCX-438-001 RNC FOR SYNCRO AS
 IP54, indoor use only	
 458 MHz	FC-TAK-438-001 RNC FOR TAKTIS
 500 mW	



## Product datasheet

- Zonal LED indicators
- Stores 500 last events in event log
- Powerful and versatile cause & effect programming
- Programmable inputs
- Programmable relays
- Programmable sounder circuits
- Up to 126 wireless FireCell devices per loop
- Integrated power supply
- Third party EN certified

























The FireCell Syncro AS is a versatile open protocol fire control panel, using leading edge microprocessor based electronics, to provide a flexible control system with high reliability and integrity.

Available with one or two detection loops, Syncro AS fire control panels are capable of hosting up to 126 wireless devices per loop. With a potential mix of 252 wireless FireCell and hardwired field devices per panel, FireCell is the perfect wireless and hybrid fire system solution.

Further expansion can be achieved using wireless or hardwired networking to form larger systems, providing a future proof solution for any installation.

Syncro AS has third party EN certification and is compatible with the EMS FireCell system including the Fusion RLM.

# Technical data

	Steel enclosure, 1.2 mm BMT		RS485 networked; up to 64 panels* via fully fault tolerant optional network card.
	RAL 9001 cream		
	IP30, indoor use only		Radio networked up to 16 panels* via network card & Radio Network Communicators (RNCs).
	385 x 310 x 90 mm (W x H x D)		
	6 kg (standard panel)		<b>* Not including the Syncro AS Lite Panel</b>
	230 VAC mains supply		Download via FC-000-KEN programming lead
	Mains supply fuse: 1.6 A		Configuration via Loop Explorer software; <i>free to download from <a href="http://www.emsgroup.co.uk">www.emsgroup.co.uk</a></i>
	PSU DC rating: 24 VDC 3A (Syncro AS)		PC graphics; <i>available upon request</i>
	2x 12 V lead acid batteries * <i>* Refer to the FireCell Current Consumption document (MK153) for battery requirements</i>		Optional dial up modem for remote diagnostics; <i>available upon request</i>
	Remote silence input (SIL); switched -ve Remote fault input (FLT); switched -ve Remote reset input (RES); switched -ve Remote alert input (INT); switched -ve Remote evacuate input (CNT); switched -ve		KM 73505
	Detection circuits (loops); 400 mA each Aux 24 VDC; fused at 500 mA Fire contact; volt free, 1 A at 30 VDC Fault contact; volt free, 1 A at 30 VDC Alarm contact; volt free, 1 A at 30 VDC 2x Programmable relays; volt free, 1 A at 30 VDC 4x Sounder circuits; each fused at 1 A (total load 2 A)		EN54-2 & EN54-4
	XP95 Protocol		FC-LA80161M2 (SYNCRO AS LITE, 1 LOOP 16 ZONE) <b>Note: not expandable</b>  FC-A80161M2 (SYNCRO AS, 1 LOOP 16 ZONE)  FC-A80162M2 (SYNCRO AS, 2 LOOP 16 ZONE)
	Serial RS232, 9-pin D-type		<i>All panels listed above are surface mounted, complete with enable keyswitch and exclude backup batteries.</i>
	Serial RS232, 9-pin D-type		

# TAKTIS® CONTROL PANEL

## Product datasheet

### Key features

- Simple and intuitive 7" full colour touch screen display
- Up to 96 zonal LED indicators
- 10,000 event log - filterable and printable
- Configurable via USB port to PC or memory stick
- Powerful and versatile cause & effect programming
- 2 to 8 loops
- Fully networkable
- Integrated power supply
- Third party EN certified



### Product overview

The Taktis® range of fire detection control panels employ state of the art electronics and software to provide a feature rich, end-user friendly solution for all fire detection and alarm system applications. The unique user interface, based on a 7" colour touch screen display, has been optimised to produce a system that is both powerful and easily understood when it is needed most - in an emergency situation.

The carefully designed software presents concise information on the large display and guides users with clear and unambiguous instructions enabling the system to be controlled in a clear and intuitive manner.








While presenting a simple to understand interface for the fire alarm user, Taktis control panels have a powerful and sophisticated engineering menu structure which caters for most complex configurations and allowing system diagnostic engineering functions to be performed.

Available with 2 loops and upgradeable up to 8 loops using 2 loop cards, Taktis control panels also offer network expansion to accommodate wireless and hybrid fire system installations of all sizes.

Taktis control panels can also support loop cards with different sensor protocols enabling maximum system flexibility.

The Taktis fire control panel range has third party EN certification and is compatible with the EMS FireCell system including the Fusion RLM.

# Technical data

 2-8 loop (4 slot); Steel enclosure, 1.2 mm BMT	 XP95 Protocol - can accommodate other protocol cards
 RAL7016 anthracite grey	 2x programmable auxiliary serial RS232
 2-8 loop (4 slot); 420 x 590 x 150 mm (W x H x D)	Programmable ancillary I/O serial RS485
 15 kg	Programmable fire routing (Ifam) serial RS485
 230 VAC mains supply	USB host port; USB type A
 PSU rating at 24 VDC, 5.25 A (charges up to 26 Ah)	USB device port; USB type B
 2-8 loop (4 slot); Up to 26 Ah capacity* <i>*Refer to the FireCell Current Consumption document (MK153) for battery requirements</i>	RS485 networked
 Full colour, 7" 800 x 480 LCD with resistive touch screen and automatic backlight dimming	Connection via USB A to B Male USB cable
 4x monitored inputs 3x programmable inputs Fire routing input Fault routing input Extinguisher input Extinguisher fault input	Configuration via Loop Explorer 2 PC configuration software
 2-8 Detection loops; (added 2 at a time, using FC-K758 dual loop cards) - 500 mA each	PC Graphics; available upon request
4x Programmable sounder circuits; each rated at 2.5 A, 24 VDC	 <b>CE</b>
2x Auxiliary 24 VDC supplies; fused at 500 mA	 0832-CPR-F0912
5x default relays; inc. fault, fire and alarm	 EN54-2 and EN54-4
	 FC-TAA EE2 1110 A1 2 LOOP 48 ZONE - 5.25A PSU
	FC-TAA EE2 1210 A1 2 LOOP 96 ZONE - 5.25A PSU
	FC-K758 TAKTIS 2 LOOP CARD

## 2X-A CONTROL PANEL (LARGE CABINET)

### Product datasheet

#### Key features

- Attractive contemporary design
- Configurable via USB port to PC
- 2 loops (*expandable to 4*)
- Fully networkable
- History log memory for 9999 events
- Integrated power supply
- Up to 40 Zone LED indicators (*indicator board sold separately*)
- Third party EN certified



#### Product overview

The new 2X-A control panels feature an attractive contemporary design that fits with any decor. With improved robustness, manufactured in metal, special plastics and easy electronics removal, it allows painting in any colour. The main controls are easily located using the robust jog dial.






















With loop addressable detection, a full line of easily configured option cards and modules, as well as USB and Ethernet® connectivity, these quick-to-configure systems offer versatility that benefits building owners and life safety system installers alike.

The fire panels supplied in local language, with user interface with fire brigade and fire protection controls, with 2 loops that supports up to 256 devices in 512 zones, have standard 4 supervised sounder/fire-routing outputs, which can be used as freely programmable outputs as well. In addition 2 conventional relay outputs and 2 supervised outputs, working in pair and dedicated to common fire and fault conditions, as well as 2 user configurable inputs for monitoring and control are available.

The panel supports one network board to create a maximum of 64 nodes / 256 loops network of fire panels and fire panel repeaters (*including conventional fire panels and fire repeater panels up to a maximum of 64 conventional zones*). Last but not least, in case separate zone indications are required, a 20 or a 40 zone fire/fault LED indicator board can be mounted in the panel with ample space for custom text.

This panel has third party EN certification and is compatible with the EMS FireCell system including the Fusion RLM.

# Technical data

 Steel ( <i>painted</i> )	 XP95 Protocol
 RAL 9003 signal white	 USB host port ( <i>USB 2.0, type A</i> ) USB device port ( <i>USB 2.0, type B</i> )
 IP30, indoor use only	 1x RS232 for printer port
 -5 to +40 °C ( <i>operating</i> ) -20 to +50 °C ( <i>storage</i> )	 Ethernet 10/100BaseT port ( <i>10 Mbps</i> )
 446 x 536 x 164 mm ( <i>W x H x D</i> )	 RS485 networked
 Without batteries: 7.4 kg ( <i>standard 6 A PSU</i> ) / 10.7 kg ( <i>larger 10 A PSU</i> )	 Configuration via Configuration Utility
 240/110 VAC +10% -15%, 50/60 Hz 5%	 <b>CE</b>
 Quiescent current: 2.5 A max. at 24 VDC	 0370-CPR-6472 ( <i>standard 6 A PSU</i> ) 0370-CPR-6473 ( <i>larger 10 A PSU</i> )
Alarm current: 5.8 A max. at 24 VDC* ( <i>6 A PSU</i> ) 7.2 A max. +2.8 A for batt. charger at 27.6 VDC* ( <i>10 A PSU</i> )	 EN54-2, EN54-4, EN54-13, EN54-21
Typical expansion board current: 50 mA at 24 VDC ( <i>network board</i> ) 120 mA at 24 VDC ( <i>loop board</i> ) 12 mA at 24 VDC ( <i>20 zone LED board</i> ) 14 mA at 24 VDC ( <i>40 zone LED board</i> )	 FC-2X-AF2-FB-W-99 <i>2X-A 2 LOOP PANEL EXPANDABLE</i>  FC-2X-AF2-FB-P-W-99 <i>2X-A 2 LOOP PANEL EXPANDABLE 6A PSU</i>  FC-2X-A-LB-W <i>2X-A LOOP EXPANSION BOARD - 2 LOOP</i>  FC-2010-2-NB <i>2X-A NETWORK PRINTED CIRCUIT BOARD</i>  FC-2010-2-PAK-NET128 <i>2X-A NETWORK PAK 32</i>  FC-2010-2-PAK-NET256 <i>2X-A NETWORK PAK 64</i>  FC-2010-2A-ZI-20 <i>2X-A 20 ZONE LED (LARGE)</i>  FC-2010-2A-ZI-40 <i>2X-A 40 ZONE LED (LARGE)</i>
 Internal: Max. 2x 12 V, 18 Ah ( <i>standard 6 A PSU</i> ) Max. 2x 12 V, 12 Ah ( <i>larger 10 A PSU</i> )	
External battery box: N/A ( <i>standard 6 A PSU</i> ) Max. 2x 12 V, 65 Ah ( <i>larger 10 A PSU</i> )	
 2x configurable inputs - 15 k end-of-line monitored ( <i>max. load 150 mA</i> )	
 2x configurable outputs - 750 mA at 25 °C, 21 to 28 VDC	
2x Fire output - 350 mA, 21 to 28 VDC**	
2x Fault output - 350 mA, 21 to 28 VDC**	
1x 24V aux output - Resettable, 500 mA at 25 °C, 21 to 28 VDC	

\* **Battery charger disconnected.**

\*\* **1 supervised output & 1 potential-free relay.**



## 2X-A REPEATER PANEL

### *Product datasheet*

#### Key features

- Attractive contemporary design
- Up to 24 Zone LED indicators (*indicator board sold separately*)
- Includes brigade controls
- Fitted with network board
- Integrated power supply
- Third party EN certified



#### Product overview

The new 2X-A control panels feature an attractive contemporary design that fits with any decor. With improved robustness, manufactured in metal, special plastics and easy electronics removal, it allows painting in any colour. The main controls are easily located using the robust jog dial.




















With loop addressable detection, a full line of easily configured option cards and modules, as well as USB and Ethernet® connectivity, these quick-to-configure systems offer versatility that benefits building owners and life safety system installers alike.

The fire panel repeaters, with user interface with fire brigade and fire protection controls, supplied in local language and come with a FC-2010-2-NB network card already fitted. Except for having no addressable loops and corresponding programmable outputs, the setup is similar as a normal fire panel. It and has its own power supply, 2 conventional relay outputs and 2 supervised outputs, working in pair and dedicated to common fire and fault conditions, as well as 2 user configurable inputs for monitoring and control are available.

The repeaters use a node on the network, similar like a normal panel with a maximum of 32 nodes / 32 loops network of fire panels and fire panel repeaters (including conventional fire panels and fire panel repeaters up to a maximum of 64 conventional zones). Last but not least, in case separate zone indications are required, a 24 zone LED indicator board can be mounted in the repeater with ample space for text

This repeater panel has third party EN certification and is compatible with the EMS FireCell system including the Fusion RLM.

# Technical data

 Steel ( <i>painted</i> )	 2x USB ports ( <i>USB 2.0, type A</i> ) 1x USB port ( <i>USB 2.0, type B</i> )
 RAL 9003 signal white	 1x RS232 for printer port
 IP30, indoor use only	 Ethernet 10/100BaseT port ( <i>10 Mbps</i> )
 -5 to +40 °C ( <i>operating</i> ) -20 to +50 °C ( <i>storage</i> )	 RS485 networked
 409 x 285 x 154 mm ( <i>W x H x D</i> )	 <b>CE</b>
 5.2 kg ( <i>without batteries</i> )	 0370-CPR-6471
 240/110 VAC +10% -15%, 50/60 Hz 5%	 EN54-2, EN54-4, EN54-13, EN54-21
 Quiescent current: 1.1 A max. at 24 VDC	 FC-2X-AFR-FB-S-99 <i>2X-A ADDRESSABLE FIRE PANEL REPEATER WITH FIRE BRIGADE CONTROLS (SMALL CABINET)</i>
Alarm current: 4 A max. at 24 VDC*	FC-2010-2-PAK-NET128 <i>2X-A NETWORK PAK 32</i>
 Max. 2x 12 V, 7.2 Ah	FC-2010-2-PAK-NET256 <i>2X-A NETWORK PAK 64</i>
 2x configurable inputs - 15 k end-of-line monitored ( <i>max. load 150 mA</i> )	FC-2010-2A-ZI-24-S <i>2X-A 24 ZONE LED (SMALL)</i>
 2x Fire output - 350 mA, 21 to 28 VDC*	
2x Fault output - 350 mA, 21 to 28 VDC*	
1x 24V aux output - Resettable, 500 mA at 25 °C, 21 to 28 VDC	

\* **Battery charger disconnected.**

\*\* **1 supervised output & 1 potential-free relay.**



## 2X-A REPEATER PANEL WITH TOUCHSCREEN

### Product datasheet

#### Key features

- Attractive contemporary design
- Up to 24 Zone LED indicators (*indicator board sold separately*)
- Includes brigade controls and 7" touchscreen
- Fitted with network board
- Integrated power supply
- Third party EN certified



#### Product overview

The new 2X-A control panels feature an attractive contemporary design that fits with any decor. With improved robustness, manufactured in metal, special plastics and easy electronics removal, it allows painting in any colour. This version of 2X-A panels includes a 7 inches touchscreen improving the user experience thanks to the more intuitive user interface.




















With loop addressable detection, a full line of easily configured option cards and modules, as well as USB and Ethernet® connectivity, these quick-to-configure systems offer versatility that benefits building owners and life safety system installers alike.

The fire panel repeaters, with user interface with fire brigade and fire protection controls, supplied in local language and come with a FC-2010-2-NB network card already fitted. Except for having no addressable loops and corresponding programmable outputs, the setup is similar as a normal fire panel. It and has its own power supply, 2 conventional relay outputs and 2 supervised outputs, working in pair and dedicated to common fire and fault conditions, as well as 2 user configurable inputs for monitoring and control are available.

The repeaters use a node on the network, similar like a normal panel with a maximum of 32 nodes / 32 loops network of fire panels and fire panel repeaters (including conventional fire panels and fire panel repeaters up to a maximum of 64 conventional zones). Last but not least, in case separate zone indications are required, a 24 zone LED indicator board can be mounted in the repeater with ample space for text

This repeater panel has third party EN certification and is compatible with the EMS FireCell system including the Fusion RLM.

# Technical data

 Steel ( <i>painted</i> )	 2x USB ports ( <i>USB 2.0, type A</i> ) 1x USB port ( <i>USB 2.0, type B</i> )
 RAL 9003 signal white	 1x RS232 for printer port
 IP30, indoor use only	 Ethernet 10/100BaseT port ( <i>10 Mbps</i> )
 -5 to +40 °C ( <i>operating</i> ) -20 to +50 °C ( <i>storage</i> )	 RS485 networked
 409 x 285 x 154 mm ( <i>W x H x D</i> )	 <b>CE</b>
 5.2 kg ( <i>without batteries</i> )	 0370-CPR-6471
 240/110 VAC +10% -15%, 50/60 Hz 5%	 EN54-2, EN54-4, EN54-13, EN54-21
 Quiescent current: 1.1 A max. at 24 VDC	 FC-2X-AT-FR-FB-S-99 <i>2X-A ADDRESSABLE FIRE PANEL REPEATER WITH TOUCHSCREEN (SMALL CABINET)</i>
Alarm current: 4 A max. at 24 VDC*	FC-2010-2-PAK-NET128 <i>2X-A NETWORK PAK 32</i>
 Max. 2x 12 V, 7.2 Ah	FC-2010-2-PAK-NET256 <i>2X-A NETWORK PAK 64</i>
 2x configurable inputs - 15 k end-of-line monitored ( <i>max. load 150 mA</i> )	FC-2010-2A-ZI-24-S <i>2X-A 24 ZONE LED (SMALL)</i>
 2x Fire output - 350 mA, 21 to 28 VDC*	
2x Fault output - 350 mA, 21 to 28 VDC*	
1x 24V aux output - Resettable, 500 mA at 25 °C, 21 to 28 VDC	

\* **Battery charger disconnected.**

\*\* **1 supervised output & 1 potential-free relay.**

## WIRELESS SURVEY KIT

### *Product datasheet*

#### Key features

- Dual band 868 MHz operation
- Easy operation
- Supplied with step by step instructions
- Third party certified to RED & EN60950-1



#### Product overview

The FireCell wireless survey kit is powerful yet easy to use, providing valuable information needed for both installers and service providers.

With simple but highly intuitive controls, making it easy to use and complete either a wireless integrity test in minutes or a more detailed survey for installation purposes, the red and green indicators give instant information on the signal strength with an LED screen providing detailed signal levels.

All wireless communication is bi-directional and utilises the 868MHz frequency.

The survey kit comprises of the signal surveyor as well as the pole mounted survey tool which is placed in each device location to confirm the signal is satisfactory. In addition extension poles are included for ceiling mounted device locations and the entire kit is supplied in a robust case for easy storage and transportation.

The survey kit has also been designed to survey both FireCell and Fusion Radio Loop Module (RLM) systems.

# Technical data

## SIGNAL SURVEYOR



-10 to 55 °C



100 to 240 VAC (+/- 10%)



Yuasa NP4-6 6V 4Ah lead acid  
(battery sold seperately)



Indoor use only



868 MHz



0 to 14 dBm (auto adjusting)



X (signalling protocol)



270 x 205 x 85 mm (W x H x D)



1.9 kg

## POLE MOUNTED SURVEY TOOL



-10 to 55 °C



6 x AA Alkaline (Panasonic LR6AD  
Powerline / Varta 4006 Industrial)



Indoor use only



868 MHz



0 to 14 dBm (auto adjusting)



X (signalling protocol)



115 x 210 x 60 mm (W x H x D)



0.6 kg

## GENERAL



RED

EN60950-1



FC-868-SE2