

Taktis® Control Panel *Product Datasheet*

Key features

- Simple and intuitive 7" full colour touch screen display
- Up to 96 zonal LED indicators
- 10,000 event log - filterable and printable
- Configurable via USB port to PC or memory stick
- Powerful and versatile cause & effect programming
- 2 to 8 loops
- Fully networkable
- Integrated power supply
- Third party EN certified



Product overview

The Taktis® range of fire detection control panels employ state of the art electronics and software to provide a feature rich, end-user friendly solution for all fire detection and alarm system applications. The unique user interface, based on a 7" colour touch screen display, has been optimised to produce a system that is both powerful and easily understood when it is needed most; in an emergency situation.

The carefully designed software presents concise information on the large display and guides users with clear and unambiguous instructions enabling the system to be controlled in a clear and intuitive manner.











While presenting a simple to understand interface for the fire alarm user, Taktis control panels have a powerful and sophisticated engineering menu structure which caters for most complex configurations and allowing system diagnostic engineering functions to be performed.

Available with 2 loops and upgradeable up to 8 loops using 2 loop cards, Taktis control panels also offer network expansion to accommodate wireless and hybrid fire system installations of all sizes.

Taktis fire control panels can also support loop cards with different sensor protocols enabling maximum system flexibility.



The Taktis fire control panel range is third party EN certified and compatible with the EMS FireCell system and EMS Fusion Radio Loop Module (RLM).

Technical data


-  2 to 8 loop (4 slot); Steel enclosure, 1.2 mm BMT
-  RAL7016
-  2 to 8 loop (4 slot); 420 x 590 x 150 mm (W x H x D)
-  15 kg
-  230 VAC mains supply
-  PSU rating at 24 VDC, 5.25 A (charges up to 26 Ah)
-  2 to 8 loop (4 slot); Up to 26 Ah capacity*
**Refer to the FireCell Current Consumption document (MK153) for battery requirements*
-  Full colour, 7" 800 x 480 LCD with resistive touch screen and automatic backlight dimming
-  4x monitored inputs
3x programmable inputs
Fire routing input
Fault routing input
Extinguisher input
Extinguisher fault input
-  2 to 8 Detection loops; (added 2 at a time, using FC-K758 dual loop cards) - 500 mA each








4x Programmable sounder circuits; each rated at 2.5 A, 24 VDC

2x Auxiliary 24 VDC supplies; fused at 500 milliamps

5x default relays; including Fault, Fire and Alarm
-  XP95 Protocol - can accommodate other protocol cards
-  2x programmable auxiliary serial RS232

Programmable ancillary I/O serial RS485

Programmable fire routing (Ifam) serial RS485
-  USB host port; USB type A

USB device port; USB type B
-  RS485 networked
-  Connection via USB A to B Male USB cable
-  Configuration via Loop Explorer 2 PC configuration software
-  PC Graphics; available upon request
-  0832-CPR-F0912
-  EN EN54-2 and EN54-4
-  FC-TAA EE2 1110 A1
2 Loop 48 Zone - 5.25A PSU

FC-TAA EE2 1210 A1
2 Loop 96 Zone - 5.25A PSU

FC-K758
Taktis 2 loop card