

## Taktis® Control Panel *Product Datasheet*

### Key Features

---

- Simple and intuitive 7" full colour touch screen display
- Up to 96 zonal LED indicators
- 10,000 event log - filterable and printable
- Configurable via USB port to PC or memory stick
- Powerful and versatile cause & effect programming
- 2 to 8 loops
- Fully networkable
- Integrated power supply
- Third party EN certified



### Product Overview

---

The Taktis® range of fire detection control panels employ state of the art electronics and software to provide a feature rich, end-user friendly solution for all fire detection and alarm system applications. The unique user interface, based on a 7" colour touch screen display, has been optimised to produce a system that is both powerful and easily understood when it is needed most; in an emergency situation.

The carefully designed software presents concise information on the large display and guides users with clear and unambiguous instructions enabling the system to be controlled in a clear and intuitive manner.

While presenting a simple to understand interface for the fire alarm user, Taktis control panels have a powerful and sophisticated engineering menu structure which caters for most complex configurations and allowing system diagnostic engineering functions to be performed.

Available with 2 loops and upgradeable up to 8 loops using 2 loop cards, Taktis control panels also offer network expansion to accommodate wireless and hybrid fire system installations of all sizes.

Taktis Fire Control Panels can also support Loop Cards with different sensor protocols enabling maximum system flexibility.

The Taktis fire control panel range is third party EN certified and compatible with the EMS FireCell system and EMS Fusion Radio Loop Module (RLM).

# Technical Data

---



2-8 loop (4 slot); Steel enclosure, 1.2mm BMT



RAL7016



2-8 loop (4 slot); 420mm(W) x 590mm(H) x 150mm(D)



15kg



230Vac mains supply



PSU rating at 24V dc, 5.25A (charges up to 26Ah)



2-8 loop (4 slot); Up to 26Ah capacity\*

*\*Refer to the FireCell Current Consumption document (MK153) for battery requirements*



Full colour, 7" 800 x 480 LCD with resistive touch screen and automatic backlight dimming



4x monitored inputs  
3x programmable inputs  
Fire routing input  
Fault routing input  
Extinguisher input  
Extinguisher fault input



2-8 Detection loops; (added 2 at a time, using FC-K758 dual loop cards) - 500mA each  
4x Programmable sounder circuits; each rated at 2.5A, 24Vdc  
2x Auxiliary 24Vdc supplies; fused at 500 milliamps  
5x default relays; inc. Fault, Fire and Alarm



XP95 Protocol - *can accommodate other protocol cards*



2x programmable auxiliary serial RS232  
Programmable ancillary I/O serial RS485  
Programmable fire routing (Ifam) serial RS485



USB host port; USB type A  
USB device port; USB type B



RS485 networked



Connection via USB A to B Male USB cable



Configuration via Loop Explorer 2 PC configuration software



PC Graphics; *available upon request*



0832-CPR-F0912



EN54-2 and EN54-4



FC-TAA EE2 1110 A1 (2 Loop 48 Zone - 5.25A PSU)

FC-TAA EE2 1210 A1 (2 Loop 96 Zone - 5.25A PSU)

FC-K758 (Taktis 2 loop card)

## Syncro / Syncro AS Control Panel *Product Datasheet*

### Key Features

---

- Zonal LED indicators
- Stores 500 last events in event log
- Powerful and versatile cause & effect programming
- Programmable inputs
- Programmable relays
- Programmable sounder circuits
- Up to 126 wireless FireCell devices per loop
- Integrated power supply
- Third party EN certified



Syncro AS

Syncro

### Product Overview

---

The FireCell Syncro and Syncro AS are a versatile range of open protocol fire control panels, using leading edge microprocessor based electronics, to provide a flexible control system with high reliability and integrity.

Available with one, two or four detection loops, both Syncro and Syncro AS Fire Control Panels are capable of hosting up to 126 wireless devices per loop. With a potential mix of 504 wireless FireCell and hardwired field devices per panel, FireCell is the perfect wireless and hybrid fire system solution.

Further expansion can be achieved using wireless or hardwired networking to form larger systems, providing a future proof solution for any installation.

Both models are third party EN certified and compatible with the EMS FireCell system and EMS Fusion Radio Loop Module (RLM).

# Technical Data

	Steel enclosure, 1.2mm BMT		RS485 networked; up to 64 panels* via fully fault tolerant optional network card
	RAL9001		Radio networked up to 16 panels* via network card & Radio Network Communicators (RNCs)
	IP30, indoor use only		<i>* All Syncro and Syncro AS Control Panels can be networked, except the Syncro AS Lite Panel</i>
	Syncro AS; 385mm(W) 310mm(H) 90mm(D) Syncro; 500mm(W) 355mm(H) 117mm(D)		Download via FC-000-KEN programming lead
	Syncro AS; 6kg (standard panel) Syncro; 10Kg (standard panel)		Configuration via Loop Explorer software; free to download from <a href="http://www.emsgroup.co.uk">www.emsgroup.co.uk</a>
	230Vac mains supply		PC Graphics; available upon request
	Mains supply fuse: 1.6A (Syncro AS) / 3A (Syncro)		Optional dial up modem for remote diagnostics; available upon request
	PSU dc rating: 24Vdc 3A (Syncro AS) / 24V dc 4A (Syncro)		KM 73505
	2x 12V lead acid batteries *		EN54-2 & EN54-4
	<i>* Refer to the FireCell Current Consumption document (MK153) for battery requirements</i>		FC-LA80161 M2 (Syncro AS Lite, 1 loop 16 zone) <i>Note: Not expandable</i>
	Remote Silence input (SIL); switched -ve Remote Fault input (FLT); switched -ve Remote Reset input (RES); switched -ve Remote Alert input (INT); switched -ve Remote Evacuate input (CNT); switched -ve		FC-A80161 M2 (Syncro AS, 1 loop 16 zone)
	Detection Circuits (Loops); 400mA each Aux 24Vdc; fused at 500mA Fire contact; volt free, 1A @ 30Vdc Fault contact; volt free, 1A @ 30Vdc Alarm contact; volt free, 1A @ 30Vdc 2x Programmable Relays; volt free, 1A @ 30Vdc 4x Sounder Circuits; each fused at 1A (total load 2A)		FC-A80162 M2 (Syncro AS, 2 loop 16 zone)
	XP95 Protocol		FC-ENSA63482 03 (Syncro, 2 loop 48 zone)
	Serial RS232, 9-pin D-type		FC-ENSA63484 03 (Syncro, 4 loop 48 zone)
	Serial RS232, 9-pin D-type		FC-ENSA63964 03 (Syncro, 4 loop 96 zone)

*All panels listed above are surface mounted, complete with enable keyswitch and exclude backup batteries.*

*Other variants available upon request.*

## Radio Hub *Product Datasheet*

### Key Features

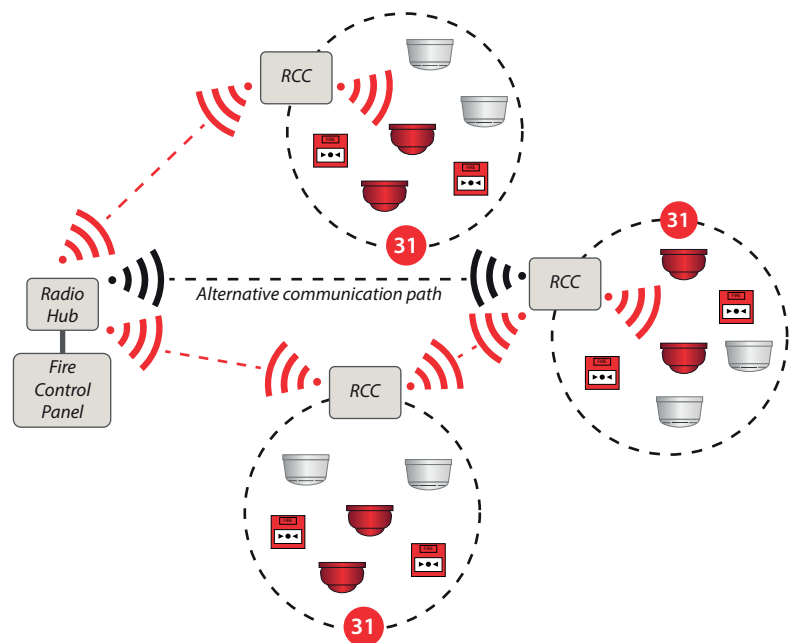
- Smart Cluster Technology
- Internal diversity aerials
- Dual band 868MHz operation
- 32 radio channel selection
- Up to 31 RCCs
- Up to 504 wireless FireCell devices (when connected to four loops)
- XP95 loop powered
- Third party EN certified
- Optional external aerials available














### Product Overview

The FireCell Radio Hub connects to the FireCell Fire Control Panel's XP95 loop. Operating in conjunction with FireCell Radio Cluster Communicators (RCCs), it is possible to create a wireless infrastructure capable of accommodating up to 504 wireless FireCell devices.

This device is third party EN certified, combining diversity aerial methodology, Smart Cluster Technology and 32 channel selection to produce fast and reliable wireless communication.



### Technical Data

 -10°C to 55°C	 868MHz	 <b>CE10</b> 0359-CPR-0028
 17 - 28Vdc	 14 dBm	 EN54-18 & EN54-25
 24mA @ 24Vdc (1st loop) +7mA per each connected loop	 270mm(W) 205mm(H) 85mm(D)	 FCX-500-004 FCX-500-444 (with remote aerial facility)
 IP54, indoor use only	 0.95kg	

## 230Vac Radio Cluster Communicator (RCC) Product Datasheet

### Key Features

- Smart Cluster Technology
- Internal diversity aerials
- Dual band 868MHz operation
- 32 radio channel selection
- Up to 31 FireCell devices per RCC
- 230Vac operated
- 72 hour battery backup\*
- Third party EN certified
- Optional external aerials available

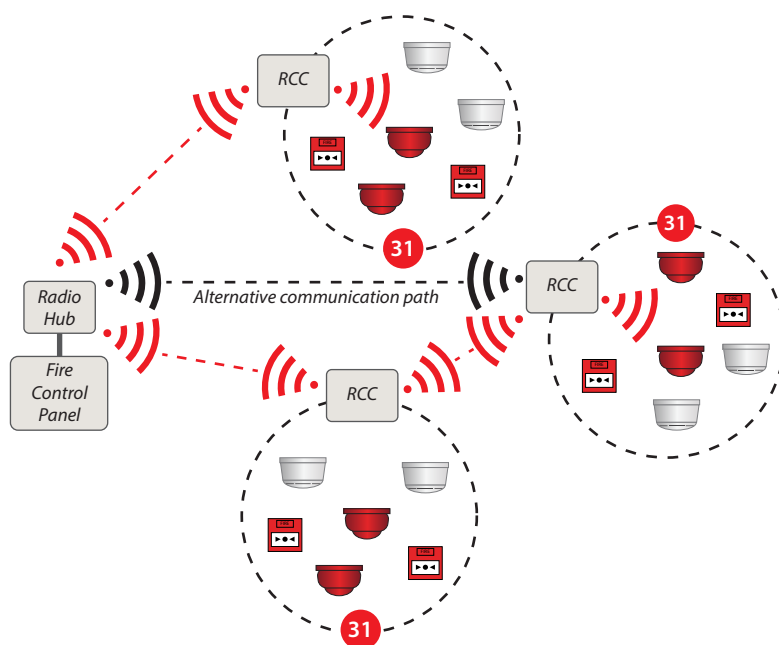


### Product Overview














The 230Vac FireCell RCC is a remote transceiver node that works within the FireCell wireless fire system.

The RCC accommodates up to 31 wireless FireCell devices, and can report directly to the Radio Hub or via other RCCs (up to four hops), for optimum flexibility and maximum wireless coverage.

This device is third party EN certified, combining diversity aerial methodology, Smart Cluster Technology and 32 channel selection to produce fast and reliable wireless communication.



### Technical Data

 -10°C to 50°C	 IP54, Indoor use only	 0.95kg (excluding battery)
 220 - 240Vac	 868MHz	 <b>CE 10</b> 0359-CPR-0046
 6V 4Ah Lead Acid (battery sold separately)	 0 - 14 dBm (auto adjusting)	 EN54-4, EN54-18 & EN54-25
 72 hours*	 270mm(W) 205mm(H) 85mm(D)	 FC-555-001 FC-555-331 (with remote aerial facility) FC-006-004 (6V 4Ah lead acid battery)
 44 mA (normal operation) 55.5 mA (mains disconnected)		

\*Typical 5 year battery life based on normal usage. Note; if 72 hours battery standby is required, it is recommended that the battery is replaced every 3 years.

## 24Vdc Radio Cluster Communicator (RCC) *Product Datasheet*

### Key Features

- Smart Cluster Technology
- Internal diversity aerials
- Dual band 868MHz operation
- 32 radio channel selection
- Up to 31 FireCell devices per RCC
- 24Vdc operated
- Third party EN certified
- Optional external aerials available

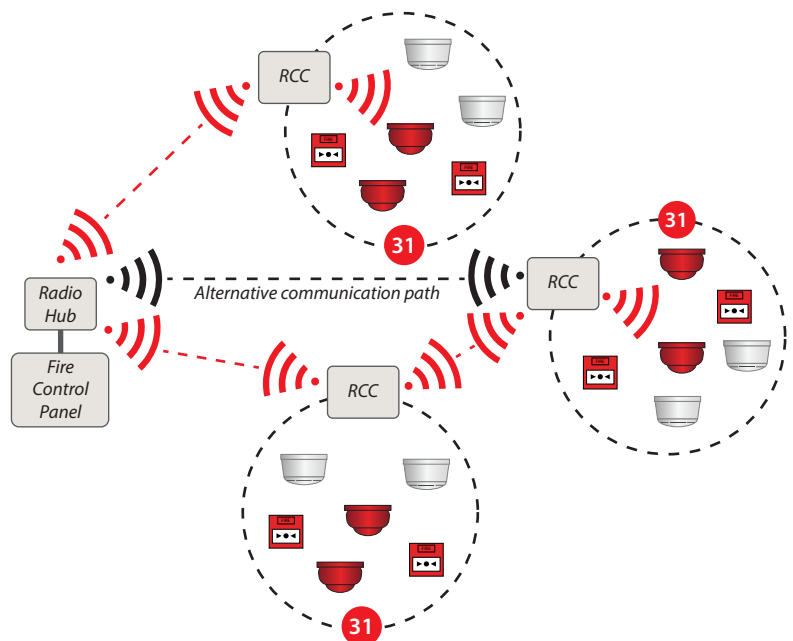


### Product Overview












The 24Vdc FireCell RCC is a remote transceiver node that works within the FireCell wireless fire system.

The RCC accommodates up to 31 wireless FireCell devices, and can report directly to the Radio Hub or via other RCCs (up to four hops), for optimum flexibility and maximum wireless coverage.

This device is third party EN certified, combining diversity aerial methodology, Smart Cluster Technology and 32 channel selection to produce fast and reliable wireless communication.



### Technical Data

 -10°C to 70°C	 868MHz	 <b>CE 12</b> 0359-CPR-0046
 Vdc IN 17 to 28Vdc	 0 - 14 dBm ( <i>auto adjusting</i> )	 EN54-18 & EN54-25
 17mA @ 24Vdc	 270mm(W) 205mm(H) 85mm(D)	 FC-555-024 FC-555-324 ( <i>with remote aerial facility</i> )
 IP54, indoor use only	 0.95kg	



## Radio Network Communicator (RNC) *Product Datasheet*

### Key Features

- Low current consumption
- Up to 16 RNCs per network
- Proven technology
- 24Vdc powered, from control panel
- Optional remote aerial connection

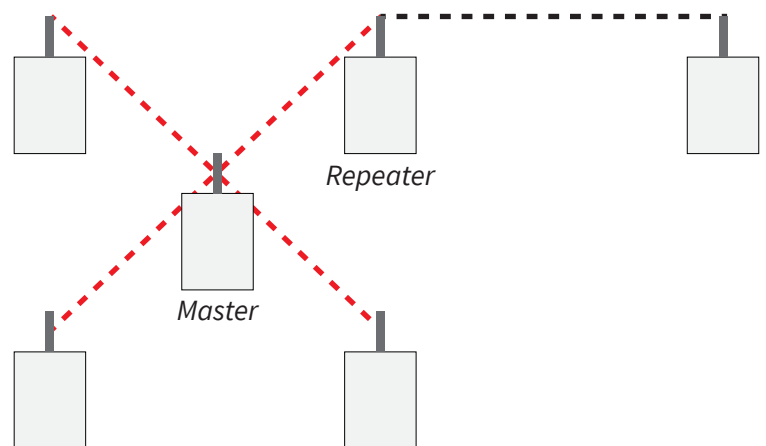


### Product Overview

FireCell Radio Network Communicators (RNCs) allow wireless 458MHz networking between FireCell Fire Control Panels and is 24Vdc powered.











All networkable FireCell Syncro AS, Syncro and Taktis Control Panels are compatible with FireCell RNCs, with up to 16 RNCs permitted per network. Taktis control panels can not be networked with Syncro AS and Syncro control panels.

FireCell radio networking is based upon proven reliable EMS technology, with the latest surface mount components and processing technology.



*Example 6 Panel RNC network, with 1x RNC programmed as a repeater to extend the wireless coverage*

### Technical Data

 -10°C to 70°C	 458MHz	 Complies with; EN300-220, EN301-489 & EN60950
 24Vdc	 500mW	 FCX-438-001 (RNC for Syncro/Syncro AS)
 27mA @ 24Vdc (FCX-438-001) 35mA @ 24Vdc (FC-TAK-438-001)	 156mm(W) 228mm(H) 48mm(D)	FC-TAK-438-001 (RNC for Taktis)
 IP54, indoor use only	 0.65kg	



## Loop Module *Product Datasheet*

### Key Features

- Internal diversity aerials
- Dual band 868MHz operation
- 32 radio channel selection
- 31 wireless FireCell devices per RLM
- Up to five RLMs per loop, subject to cable specification
- XP95 loop powered
- Third party EN certified

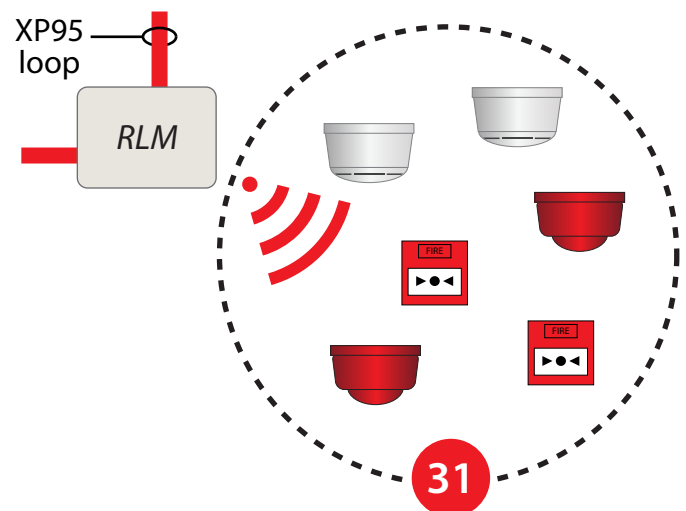


### Product Overview

The award winning Fusion Radio Loop Module (RLM) connects to the FireCell Control Panel's XP95 loop and can accommodate up to 31 wireless FireCell devices.

Requiring just 17mA, up to five Fusion RLMs can be added per loop, subject to cable specification.

This device is third party EN certified, combining diversity aerial methodology and 32 channel selection to produce fast and reliable wireless communication.



### Technical Data



-10°C to 50°C



17 - 28Vdc



17mA @ 24Vdc



IP54, indoor use only



868MHz



Variable 0 - 14 dBm



270 (W) 205(H) 85(D)



0.95kg



**CE 13**  
0359-CPR-00222



EN54-17, EN54-18 & EN54-25



FCX-532-001

## Wireless Zone Monitor (WZM) Product Datasheet

### Key Features

- Internal diversity aerials
- Dual band 868MHz operation
- 32 radio channel selection
- Connects to addressable or conventional panels
- Add FireCell wireless devices to ANY system (incl. Smoke / heat detectors, sounders, call points and EN54-23 VADS)
- 30 wireless FireCell devices per WZM
- Third party EN certified



Zone Interface  
Module (ZIM)

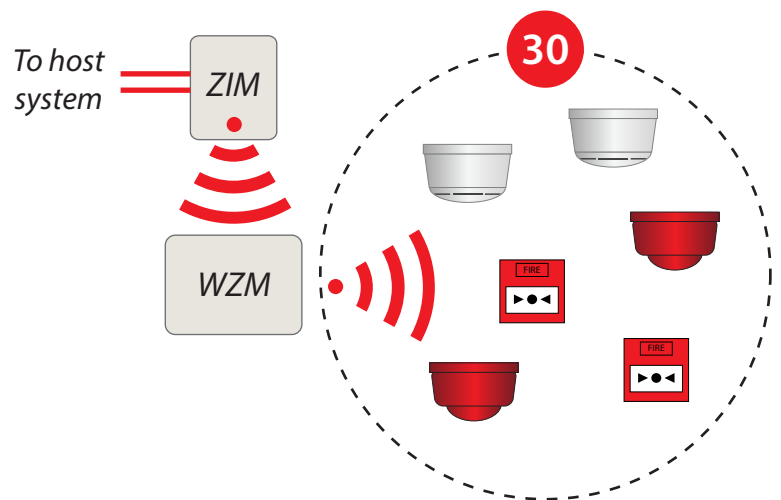
Wireless Zone  
Monitor (WZM)

Conventional  
Interface Card  
(CIC) fits in ZIM

### Product Overview

EMS wireless technology can be integrated into any system using the Wireless Zone Monitor (WZM). The WZM supports up to 30 wireless FireCell devices, making it possible to extend into areas where cabling is impractical.

The WZM facilitates the addition of any wireless FireCell device including EN54-23 Visual Alarm Devices (VADS), to existing or new systems. Contact EMS Technical Support today for further guidance on +44 (0) 1227 369570.



### Technical Data



-10°C to 50°C



868MHz



**CE 14**

0359-CPR-000436



17 - 28Vdc



Variable 0 - 14 dBm



EN54-17, EN54-18 & EN54-25



17mA @ 24Vdc



WZM; 270mm(W) 205mm(H) 85mm(D)  
ZIM; 120mm(W) 240mm(H) 60mm(D)



EK-10-0001 Kit includes WZM, ZIM & CIC.



WZM; IP54. ZIM; IP65.  
Indoor use only



WZM; 0.95kg. ZIM; 0.95kg. CIC; 0.05kg

See WZM Engineers Guide (doc ref TSD143),  
for connection details.

## Wireless Combined Sounder Detector *Product Datasheet*

### Key Features

- Dual band 868MHz operation
- Fire indication LED
- Integrated audio monitoring
- Anti tamper locking mechanism
- Volume control
- FasTest maintenance feature
- Third party EN certified



### Product Overview

The FireCell Wireless Combined Sounder Detector is quick and easy to install and offers individual addressing at the Fire Control Panel. This device comprising of a detector and wireless base and is also available with an intergrated visual indicator.

Features include interchangeable smoke and heat detectors, dual band 868MHz operation, auto adjusting power output, fire indication LED, integrated audio monitoring, volume control, anti tamper locking mechanism and FasTest detector maintenance feature.

This device is third party EN certified and compatible with the EMS FireCell system, EMS Fusion Radio Loop Module (RLM) and EMS Wireless Zone Monitor (WZM).

### A1R & CS Heat Detector Application

Class (EN54-5)	Application Temperature (°C)		Static Response Temperature (°C)		
	Typical	Max	Min	Typical	Max
A1R	25	50	54	57	65
CS	55	80	84	90	100

### Technical Data

 -10°C to 55°C	 0 - 14 dBm (auto adjusting)	 <b>CE12</b> 0359-CPR-0015, 0359-CPR-0016, 0359-CPR-0017 & 0359-CPR-0021
 3x AA & 3x C alkaline batteries	 146mm(Ø) 94mm(D)	 <b>EN</b> EN54-3, EN54-5, EN54-7 & EN54-25
 IP23, indoor use only	 0.7kg	 FCX-174-001 (Multisensor Detector Only) FCX-175-001 (A1R Heat Detector Only) FCX-176-001 (CS Heat Detector Only) FCX-177-001 (Optical Smoke Detector Only) FCX-191-000 (Wireless Sounder / Detector Base Only)
 868MHz	 Up to 87dB(A) @ 1m	Other variants available upon request

## Wireless Optical Smoke Detector *Product Datasheet*

### Key Features

- Dual band 868MHz operation
- Fire indication LED
- Anti tamper locking mechanism
- FasTest maintenance feature
- Third party EN certified



### Product Overview

The FireCell Wireless Optical Smoke Detector is quick and easy to install and offers individual addressing at the Fire Control Panel. This device comprises of a detector and wireless base.

Features include dual band 868MHz operation, auto adjusting power output, fire indication LED, anti tamper locking mechanism and the FasTest detector maintenance feature.

This device is third party EN certified and compatible with the EMS FireCell system, EMS Fusion Radio Loop Module (RLM) and EMS Wireless Zone Monitor (WZM).

### Technical Data



-10°C to 55°C



0 - 14 dBm (auto adjusting)



**CE10**

0359-CPR-0017/0359-CPR-0041



6 x AA alkaline batteries



113mm(Ø) 81mm(D)



EN54-7 & EN54-25



IP23, indoor use only



0.4kg



FCX-177-001 (*Optical Smoke Detector Only*)

FCX-170-001 (*Wireless Detector Base Only*)



868MHz

## Wireless Multisensor Detector *Product Datasheet*

### Key Features

- Dual band 868MHz operation
- Fire indication LED
- Anti tamper locking mechanism
- FasTest maintenance feature
- Third party EN certified



### Product Overview

The FireCell Wireless Multisensor Detector is quick and easy to install and offers individual addressing at the Fire Control Panel. This device comprises of a detector and wireless base.

Features include dual band 868MHz operation, auto adjusting power output, fire indication LED, anti tamper locking mechanism and the FasTest detector maintenance feature.

This device is third party EN certified and compatible with the EMS FireCell system, EMS Fusion Radio Loop Module (RLM) and EMS Wireless Zone Monitor (WZM).

### Technical Data



-10°C to 55°C



0 - 14 dBm (auto adjusting)



**CE10** **CE20**  
0359-CPR-0041/0905-CPR-202126



6 x AA alkaline batteries



113mm(Ø) 92mm(D)



EN54-5, EN54-7 & EN54-25



IP23, indoor use only



0.45kg



FCX-170-001 (*Wireless Detector Base Only*)  
FCX-174-001 (*Multisensor Detector Only*)



868MHz

## Wireless Heat Detector *Product Datasheet*

### Key Features

- Dual band 868MHz operation
- Fire indication LED
- Anti tamper locking mechanism
- FasTest maintenance feature
- Third party EN certified



### Product Overview

The FireCell Wireless Heat Detector is quick and easy to install and offers individual addressing at the Fire Control Panel. This device comprises of either an A1R rate of rise heat detector, or a CS fixed temp heat detector and a wireless base.

Features include dual band 868MHz operation, auto adjusting power output, fire indication LED, anti tamper locking mechanism and the FasTest detector maintenance feature.

This device is third party EN certified and compatible with the EMS FireCell system, EMS Fusion Radio Loop Module (RLM) and EMS Wireless Zone Monitor (WZM).

### A1R & CS Heat Detector Application

Class (EN54-5)	Application Temperature (°C)		Static Response Temperature (°C)		
	Typical	Max	Min	Typical	Max
A1R	25	50	54	57	65
CS	55	80	84	90	100

### Technical Data



-10°C to 55°C



0 - 14 dBm (auto adjusting)



**CE10**

0359-CPR-0015 (A1R sensor)

0359-CPR-0016 (CS sensor)

0359-CPR-0041 (Wireless base)



6 x AA alkaline batteries



113mm(Ø) 81mm(D)



IP23, indoor use only



0.4kg



EN54-5 & EN54-25



868MHz



FCX-175-001 (A1R Heat Detector only)

FCX-176-001 (CS Heat Detector only)

FCX-170-001 (Wireless Detector Base Only)

## Wireless Call Point *Product Datasheet*

### Key Features

- Dual band 868MHz operation
- Fire indication LED
- Resettable element
- Anti tamper locking
- Protective cover
- Third party EN certified



### Product Overview

The FireCell Wireless Call Point is quick and easy to install and offers individual addressing at the Fire Control Panel.

Features include dual band 868MHz operation, auto adjusting power output, fire indication LED, resettable element, anti tamper and a test key.

A transparent hinged cover is also included, for protection against accidental operation in busy environments.

This device is third party EN certified and compatible with the EMS FireCell system, EMS Fusion Radio Loop Module (RLM) and EMS Wireless Zone Monitor (WZM).

### Technical Data



-10°C to 55°C



0 - 14 dBm (*auto adjusting*)



**CE10**  
0359-CPR-0038



6 x AA alkaline batteries



89mm(W) 92mm(H) 70mm(D)



EN54-11 & EN54-25



IP24, indoor use only



0.4kg



FC-200-002 (*Wireless Call Point*)



868MHz



## Wireless Call Point (Apollo front) *Product Datasheet*

### Key Features

- Dual band 868 MHz operation
- Fire indication LED
- Resettable element
- Anti tamper locking
- Protective cover
- Third party EN certified



### Product Overview

The FireCell Wireless Call Point is quick and easy to install and offers individual addressing at the fire control panel.

Features include dual band 868 MHz operation, auto adjusting power output, fire indication LED, resettable element, anti tamper and a test key.

A transparent hinged cover is also included, for protection against accidental operation in busy environments.

This device is third party EN certified and compatible with the EMS FireCell system, EMS Fusion Radio Loop Module (RLM) and EMS Wireless Zone Monitor (WZM).

### Technical Data



-10 to 55°C



0 - 14 dBm (*auto adjusting*)



**CE19**

0359-CPR-00694



6 x AA alkaline batteries



90 mm(W) 98 mm(H) 72.5 mm(D)



EN54-11 & EN54-25



IP24, indoor use only



0.35 kg



FC-200-003 *Wireless Call Point  
(Apollo front)*



868 MHz

## Wireless Sounder *Product Datasheet*

### Key Features

- Dual band 868MHz operation
- 32 selectable tones
- Integrated audio monitoring
- Sounder volume control
- Anti tamper locking mechanism
- Third party EN approved



### Product Overview

The FireCell Wireless Sounder is quick and easy to install, offering individual addressing at the Fire Control Panel. This device comprises of a sounder and a wireless sounder base.

Features include dual band 868MHz operation, auto adjusting power output, 32 selectable tones, integrated audio monitoring, volume control and anti tamper locking mechanism.

This device is third party EN certified and compatible with the EMS FireCell system, EMS Fusion Radio Loop Module (RLM) and EMS Wireless Zone Monitor (WZM).

### Technical Data



-10°C to 55°C



3x AA / 3x C alkaline batteries



IP54, indoor use only



868MHz



0 - 14 dBm (*auto adjusting*)



120mm(Ø) 125mm(D)



0.65kg



Up to 99dB(A) @ 1m



**CE10**

0359-CPR-0022, 0359-CPR-0040



EN54-3 & EN54-25



FC-171-002 (*Red Wireless Sounder Base Only*)

FC-172-002 (*Red Sounder Only*)

*Other variants available upon request.*

## Wireless Wall Sounder Beacon *Product Datasheet*

### Key Features

- Dual band 868MHz operation
- 32 selectable tones
- 0.5Hz/1Hz beacon flash selection
- Integrated audio monitoring
- Volume control
- Anti tamper locking mechanism
- Third party EN certified



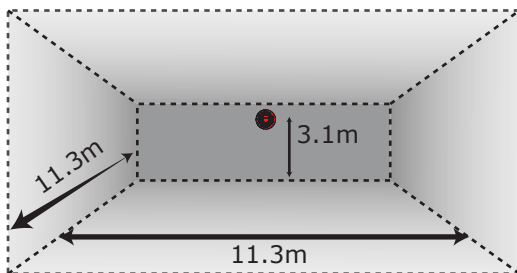
### Product Overview

The FireCell Wireless Wall Sounder Beacon is quick and easy to install, offering individual addressing at the Fire Control Panel. This device comprises of a sounder beacon and a wireless sounder base.

Features include dual band 868MHz operation, auto adjusting power output, 32 selectable tones, 0.5Hz/1Hz beacon flash selection, integrated audio monitoring, volume control and anti tamper locking mechanism.

This device is third party EN certified and compatible with the EMS FireCell system, EMS Fusion Radio Loop Module (RLM) and EMS Wireless Zone Monitor (WZM).

### Beacon EN54-23 Coverage: W-3.1-11.3



### Technical Data



-10°C to 55°C



3x AA & 3x C alkaline batteries



IP54, indoor use only



868MHz



0 - 14 dBm (*auto adjusting*)



120mm(Ø) 145mm(D)



0.65kg



Up to 99dB(A) @ 1m



W-3.1-11.3  
0.5Hz / 1Hz (*selectable*)



**CE14**  
0359-CPR-00292



EN54-3, EN54-23 & EN54-25



FC-171-002 (*Red Wireless Sounder Base*)  
FC-315-WA2 (*Red Wall Sounder Beacon*)  
*Other variants available upon request*

## Wireless Ceiling Sounder Beacon *Product Datasheet*

### Key Features

- Dual band 868MHz operation
- Volume control
- 32 selectable tones
- Anti tamper locking mechanism
- 0.5Hz/1Hz beacon flash selection
- Third party EN certified
- Integrated audio monitoring



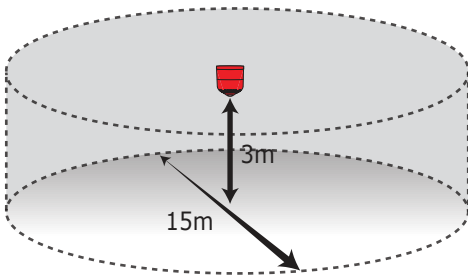
### Product Overview

The FireCell Wireless Ceiling Sounder Beacon is quick and easy to install, offering individual addressing at the Fire Control Panel. This device comprises of a sounder beacon and a wireless sounder base.

Features include dual band 868MHz operation, auto adjusting power output, 32 selectable tones, 0.5Hz/1Hz beacon flash selection, integrated audio monitoring, volume control and anti tamper locking mechanism.

This device is third party EN certified and compatible with the EMS FireCell system, EMS Fusion Radio Loop Module (RLM) and EMS Wireless Zone Monitor (WZM).

### Beacon EN54-23 Coverage: C-3-15



### Technical Data



-10°C to 55°C



3x AA & 3x C alkaline batteries



IP54, indoor use only



868MHz



0 - 14 dBm (*auto adjusting*)



120mm(Ø) 145mm(D)



0.65kg



Up to 99dB(A) @ 1m



C-3-15  
0.5Hz / 1Hz (*selectable*)



**CE14**  
0359-CPR-00292



EN54-3, EN54-23 & EN54-25



FC-171-002 (*Red Wireless Sounder Base*)  
FC-315-CA2 (*Red Ceiling Sounder Beacon*)  
*Other variants available upon request*

## Input / Output Unit *Product Datasheet*

### Key Features

- Dual band 868MHz operation
- 2x supervised inputs
- 2x voltage free outputs, rated 2A@24V
- Third party EN certified
- Optional 230Vac switching Auxiliary Relay Module available



### Product Overview












The FireCell Wireless Input Output unit is quick and easy to install and offers individual addressing at the Fire Control Panel.

Features include; two supervised inputs and two voltage free outputs rated 2A@24V, whilst using only one address on the system.

This device is third party EN certified and compatible with the EMS FireCell system, EMS Fusion Radio Loop Module (RLM) and EMS Wireless Zone Monitor (WZM).

A 230Vac switching Auxiliary Relay Module is also available, for use in conjunction with this device. Refer to doc ref TSD058 for full technical specifications.

### Technical Data

 -10°C to 55°C	 0 - 14 dBm (auto adjusting)	 <b>CE 10</b> 0359-CPR-0039
 6x AA alkaline batteries	 2x 2A @ 24Vdc rated outputs	 EN54-18 & EN54-25
 IP65, indoor use only	 120mm(W) 240mm(H) 60mm(D)	 FC-610-001 <i>Dual I/O Unit</i> FC-620-001 <i>Auxiliary Relay Module</i> (for use with FC-610-001)
 868MHz	 0.95kg	

## Wireless Remote Indicator Module (RIM) *Product Datasheet*

### Key Features

- Dual band 868MHz operation
- Fire indication LED
- Anti tamper locking mechanism
- Third party EN certified
- Satisfies the requirements of Irish standard IS3218

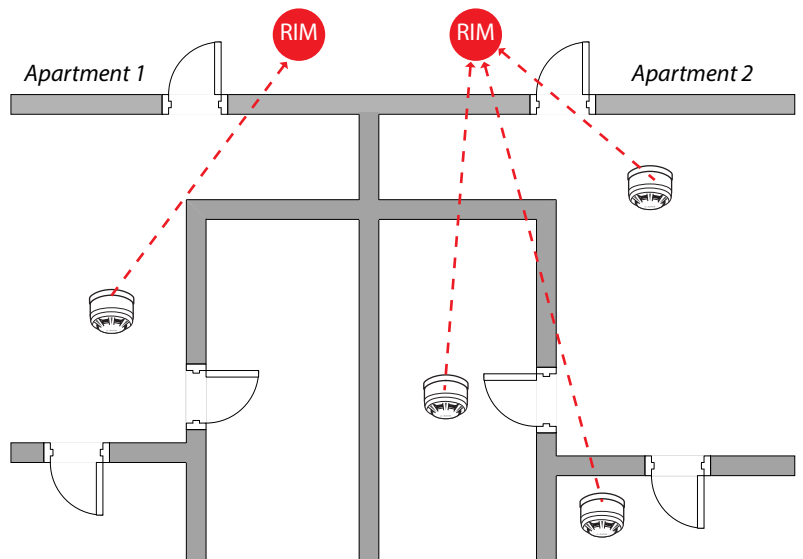


### Product Overview

The FireCell Wireless Remote Indicator Module (RIM) is quick and easy to install and can be used to remotely indicate a fire event at a location where access is not easily available. This RIM can also be associated with a single detector or a number of detectors.

Combined with detailed Fire Control Panel information, the RIM aids swift fire location, saving valuable time in an emergency.

This device is third party EN certified and is compatible with the EMS FireCell system and EMS Fusion Radio Loop Module (RLM).



### Technical Data



-10°C to 55°C



6 x AA alkaline batteries



IP23, indoor use only



868MHz



0 - 14 dBm (auto adjusting)



113mm(Ø) 81mm(D)



0.4kg



**CE 10**  
0359-CPR-00127



EN54-25



FCX-178-001

## Wireless Survey Kit *Product Datasheet*

### Key Features

- Dual band 868MHz operation
- Easy operation
- Supplied with step by step instructions
- Third party certified to RED & EN60950-1



4x Poles

Device Survey Tool

Signal Surveyor

### Product Overview


The FireCell Wireless Survey Kit is powerful yet easy to use, providing valuable information needed for both installers and service providers.

With simple but highly intuitive controls, making it easy to use and complete either a wireless integrity test in minutes or a more detailed survey for installation purposes, the red and green indicators give instant information on the signal strength with an LED screen providing detailed signal levels.







The survey kit comprises of the Signal Surveyor as well as the Device Survey Tool which is placed in each device location to confirm the signal is satisfactory. In addition extension poles are included for ceiling mounted device locations and the entire kit is supplied in a robust case for easy storage and transportation.

### Technical Data

#### Signal Surveyor:

 -10°C to 50°C	 868MHz	 1.9kg
 100- 240Vac (+/- 10%)	 0 - 14 dBm (auto adjusting)	
 6V 4Ah Lead Acid	 270mm(W) 205mm(H) 85mm(D)	

#### Device Survey Tool:

 -10°C to 55°C	 0 - 14 dBm (auto adjusting)	
 6x AA alkaline batteries	 115mm(W) 210mm(H) 60mm(D)	
 868MHz	 0.6kg	

#### General:

 RED EN60950-1	
 FC-868-SE2	