

# Iris+ Wireless Receiver *Product Datasheet*

## Key Features

---

- Industry recognised for its robustness and flexibility
- Standalone or seamlessly interfaced to an existing security system
- Powerful and versatile programming
- 80 character LCD display
- Up to 256 wireless devices
- Stores up to 1000 events in event log
- Signal blocking detection
- Aerial tamper detection
- Programmable hardwired inputs & outputs
- Serial RS232 connection
- 12Vdc powered
- Optional paging available



## Product Overview

---

The Iris+ wireless range is ideal for use in all types of financial, industrial or commercial premises where staff need the security of a personal attack alarm with the freedom of mobility. The transmitters are also suitable for fixed positions. As the system is devoid of interconnecting wiring, any alterations can be carried out quickly and inexpensively. False alarms caused by damage to traditional 24 hour live personal attack wiring circuits are totally eliminated.

Up to 256 transmitters, each individually identified by the receiver, make up the standard Iris+ UHF personal attack system. Each transmitter is uniquely coded and cannot be duplicated. Every event is time and date stamped, held in an incident log and viewable from the LCD display. After resetting, the events are then transferred to the historic log, also viewable from the display or via an optional plug-in printer.












The Iris+ wireless range currently includes a number of software features which enable you to manage personal attack activations from your branches if you so desire e.g. alarm verification for high risk personnel (cashiers, early morning entry etc) and or low risk personal attack zoned groups, such as financial services therein distinguishing between police attendance or local assistance. Such features can greatly assist in reducing unwanted police call-outs if applied as part of alarm management strategy.

The Iris+ wireless receiver supports numerous other integrated devices for gathering information from fixed or portable alarm inputs. This information can be displayed locally on the receiver or used to send onward signals via alarm transmitters. It can also send information directly to an EMS on-site paging system or communicate its information via a serial link to other EMS control systems or colour graphics systems. Additionally the Iris+ wireless receiver is capable of communicating direct via GSM to the alarm receiving centre.

The system is designed to comply with EN50131 conforming for radio signalling and fully complies with police requirements for confirmed alarms (BS8243:2010).

# Technical Data

---

-  -10 to 55 °C  
Up to 75% non-condensing
-  296(w) x 195(h) x 110(d)mm
-  4.35kg
-  10 to 16Vdc
-  Max 350mA @ 12Vdc (with back light activated)
-  Up to 256 devices  
Up to 8 wired inputs
-  4 programmable relay outputs  
30V 28VA (a amp max) contacts  
RS485 bus port  
RS232 serial port
-  UHF 458.5 - 459.5MHz  
25 KHz (MPT 1329)
-  -120 dBm for 12 dB sinad NBFM radio  
strength indication dynamic range of 60 dB  
AFC capture and hold +/- 3 KHz
-  Complies with:  
EN50131 class 2 grade 2  
MPT1329 WT licence exempt  
BS8243 (when used in conjunction with  
compliant wireless transmitters)
-  7256 (Iris+ Wireless Receiver)

# Iris+

# Remote Receiver *Product Datasheet*

## Key Features

---

- Industry recognised for its robustness and flexibility
- Extends wireless coverage
- For use with the Iris+ receiver
- 12Vdc powered
- Aerial tamper detection
- Compatible with all Iris+ wireless field devices



## Product Overview

---

The Iris+ remote receiver is designed to extend the Iris+ systems wireless coverage and is compatible with all System 7000 wireless transmitters.

Additional coverage may be necessary where the protected premises occupies a large area, is spread over many floors or is in an area that is subject to high levels of radio interference.








The remote receiver is hardwired to the Iris+ using screened 4 core cable. Up to 28 remote receivers can be connected. The presence of one or more remote receivers is transparent to the user since each remote receiver unit is coded, allowing individual identification. The overall cable run for the RS485 bus can be up to 1000 metres and the Iris+ can be anywhere within the bus line.

Furthermore with the ability to also receive signals from a wireless transponder (7723), the Iris+ system provides optimum flexibility and maximum wireless coverage.

Each receiver is 12Vdc powered and requires a 4 core cabled connection to the Iris+ receiver.

## Technical Data

---

 -10 to 55 °C Up to 75% non-condensing	 12Vdc	 UHF 458.5 - 459.5MHz (receiver) 25KHz channel spacing
 296(w) x 195(h) x 80(d)mm	 154mA in standby	 7258 ( <i>Remote Receiver</i> )
 2.9kg		

# 7723 Wireless Transponder *Product Datasheet*

## Key Features

- Industry recognised for its robustness and flexibility
- Extends wireless coverage
- For use with the Iris+ receiver
- 230Vdc operation with battery backup
- Aerial tamper detection
- Fully monitored power supply
- Compatible with all Iris+ wireless field devices











## Product Overview

The wireless transponder has been designed for use with the Iris+ receiver. Its purpose is to extend the systems wireless range, without having to run additional data cables. This is usually necessary when the protected premises, occupies a large area, is spread over more than one floor, or is subject to high radio interference.

The wireless transponder is a standalone unit, with a built in power supply and backup battery. The wireless transponder upon receiving an incoming signal, adds its identity to the signal and then re-transmits the signal to the Iris+ receiver. The wireless transponder incorporates receive, transmit and mains power LEDs. The internal battery is trickle charged, whilst mains is connected to the unit.

As the system is devoid of interconnecting wiring, any alteration can be carried out quickly and inexpensively. False alarms caused by damage to traditional 24-hour live personal attack wiring circuits are totally eliminated.

## Technical Data

- |   |  |   |
|---|--|---|
|  -10 to 55 °C<br>Up to 75% non-condensing |  230Vac operation                               |  500mW ERP   |
|  390(w) x 320(h) x 80(d)mm                |  12V 7Ah battery                                |  7723 ( <i>Wireless transponder</i> )<br><b>Note: Requires 12V 7Ah backup battery.</b> |
|  5.2kg                                    |  UHF 458.5 - 459.5MHz<br>25 KHz channel spacing |   |

# Message Pager Transmitter *Product Datasheet*

## Key Features

---

- Industry recognised for its robustness and flexibility
- Pre-set messages for high speed transmission
- Range in excess of 500 meters
- Bleep or vibration for pager receivers
- Ideal for supervisory information support
- 12Vdc powered
- Connects to Iris+ wireless receiver
- Operates via RS485 and RS232 Data-Bus
- Optional wired inputs via 4226 module



## Product Overview

---











Iris+ paging provides an efficient method of passing information concerning the status of different security systems to designated members of staff, without interfering with the operation of their normal duties. The messages are sent to portable message pagers, which can operate in silent mode if required and provides a typical range of up to 500 metres.

The paging system is designed to interface with most types of alarm systems whether established or new. When linked into an alarm system via either a serial data output or from dry contacts, the paging system advises all personnel carrying pagers on the status of the alarm system. Clear and precise details relating to the location, zone number, type of alarm or other programmed data are relayed to the pagers.

Additionally, the system can be programmed to repeat messages that need a specific action and to repeat the message at designated time intervals until the task has been completed. This facility can be expanded by interfacing the system to a personal computer to send variable and personalised messages to specific pagers.

## Technical Data

---

 -10 to 55 °C Up to 75% non-condensing	 RS232 serial port ( <i>connection to Iris+</i> ) RS485 bus port 8 inputs via 4226 hardwired input module
 296(w) x 195(h) x 80(d)mm	 UHF 458.5 - 459.5MHz 25 KHz channel spacing
 2.9kg	 500mW ERP
 10 to 16Vdc	 Designed to comply with: DTI standard MPT 1305
 100mA @ 12Vdc (in wait mode) Max 500mA @ 12Vdc (when transmitting)	 4240 ( <i>Message pager transmitter</i> ) 4219 ( <i>Pager receiver</i> ) 4226* ( <i>Hardwired input module</i> ) <i>*fits inside 4240 pager transmitter</i>

# Iris+

# Wireless Handheld Panic Alarm *Product Datasheet*

## Key Features

- Fully wireless
- Up to 5 Year battery life
- Tactile feedback confirmation
- Alarm latch memory
- Battery Low indication
- Fully supervised (Class VI)
- Optional local assistance call
- Optional man down facility



## Product Overview

Iris+ was designed with versatility in mind and there are a number of handheld panic alarms available providing differing actions to meet specific site requirements.

- 7500/2 is fully approved for use with BS8243 Grade 2 security systems where Police response is required
- 7500/2/T and 7500/3/T are ideal where a “man down” alert is needed to protect lone workers


Following user activation, tactile verification is also available.


Visual indication is provided for both full activation and battery low monitoring.

### Wireless handheld panic button - features at a glance:

	Full alarm	Local assistance	Man down	BS8243 complaint	Belt clip	Mounting bracket
7500/2	✓	✗	✗	✓	✓	✓
7500/2/T	✓	✗	✓	✗	✓	✓
7500/3	✓	✓	✗	✗	✓	✓
7500/3/T	✓	✓	✓	✗	✓	✓


## Technical Data


 -10 to 55 °C  
Up to 75% non-condensing


 114(h) x 53(w) x 20(d)mm

 0.11kg

 2x AA Alkaline Batteries

 UHF 458.5 - 459.5MHz  
25 KHz (MPT 1329)  
1mW ERP

 EN50131 class 2 grade 2  
BS8243

 7500/2 (*Wireless handheld panic alarm - 2 button*)

7500/2/T (*Wireless handheld panic alarm - 2 button & man down facility*)

7500/3 (*Wireless handheld panic alarm - 3 button*)

7500/3/T (*Wireless handheld panic alarm - 3 button & man down facility*)

# Wireless Pendant Panic Alarm *Product Datasheet*

## Key Features

- Fully wireless
- Fully addressable
- LED indication
- Small and discreet
- Users can utilise company lanyards
- Up to 1 year battery life



## Product Overview

The wireless pendant panic alarm has been designed to give its wearer the protection of a dual action pendant with the added facility of a single action local assistance button.

The device is built around a UHF radio transmitter, which transmits its alarm signal to the Iris+ wireless receiver located within the protected premises.

The unit is powered by two 3-volt lithium cells, providing a typical battery life of one year.

When installed in conjunction with the Iris+ receiver, up to 256 individual transmitters can be individually identified at the receiver.








Additionally, the model 7972 transmitter can also be used as a method of police response (BS8243:2010).

### Wireless pendant panic button - features at a glance:

	Full alarm	Local assistance	BS8243 compliance	Lanyard	Mounting bracket
7970	✓	✓	✗	✓	✓*
7971	✓	✗	✗	✓	✓*
7972	✓	✗	✓	✓	✓*

\* 7206 mounting bracket sold separately.

## Technical Data

 -10 to 55 °C Up to 75% non-condensing	 2x 3V BA3V lithium batteries	 7970 (Wireless pendant panic alarm - 2 button) 7971 (Wireless pendant panic alarm - 1 button) 7972 (Wireless pendant panic alarm - 2 button) 7206 (optional wall mounting bracket)
 66(h) x 37(w) x 17(d)mm	 UHF 458.5 - 459.5MHz 25 KHz (MPT 1329) 1mW ERP	
 25.35g	 EN50131 class 2 grade 2 BS8243 (7972 pendant only)	



# Wireless Asset Protection Transmitter *Product Datasheet*

## Key Features

---

- Fully wireless
- Quick and easy installation
- Offers movement & vibration detection
- Small and discreet
- Up to 1 Year battery life



## Product Overview

---

The wireless asset protection transmitter is ideal for the safeguarding of high value items, particularly paintings and associated artifacts, or where a high integrity alarm detector is required without the need for unsightly or expensive cable installations.

The device is built around a high sensitivity detector coupled to a UHF wireless transmitter. When movement is above a factory set limit, the wireless transmitter sends its alarm signal to a remote radio receiver located within the protected premises.








For picture protection, the unit is provided with gold plated suspension springs which are attached to the horizontal stretcher along the top rear of the painting.

The unit is powered by two 3-volt lithium cells and under normal usage, these cells should last a minimum of one year.

When installed in conjunction with the EMS Iris+ receiver, up to 256 individual transmitters can be individually identified by the receiver.

## Technical Data

---

- |   |  |  |
|---|--|--|
|  -10 to 55 °C<br>Up to 75% non-condensing |  2x 3V BA3V lithium batteries                         |  7930 ( <i>Asset protection transmitter</i> )<br>7206 ( <i>Optional wall mounting bracket</i> ) |
|  66(h) x 37(w) x 17(d)mm                  |  UHF 458.5 - 459.5MHz<br>25 KHz (MPT 1329)<br>1mW ERP |  |
|  25.35g                                   |  EN50131 class 2 grade 2                              |  |

# Wireless Contact Operated Transmitter *Product Datasheet*

## Key Features

---

- Fully wireless
- Fully addressable
- Supervised input
- LED indication
- Quick and easy to install



## Product Overview

---

The wireless contact operated transmitter is a fully wireless device that features a normally closed resistor driven input, allowing the connection of wired auxiliary devices to the Iris+ system.








Wired panic devices can be easily connected to provide wire-free communication and the input connection is fully supervised.

The device is powered by 1x 7k67 Alkaline battery and is fully tamper protected.

As the system is devoid of interconnecting wiring, any alteration can be carried out quickly and inexpensively. False alarms caused by damage to traditional 24-hour live personal attack wiring circuits are totally eliminated.

## Technical Data

---

- |   |  |   |
|---|--|---|
|  -10 to 55 °C<br>Up to 75% non-condensing |  1x 7K67 alkaline battery                             |  7920 ( <i>Wireless contact operated transmitter</i> ) |
|  100(h) x 62(w) x 20(d)mm                 |  UHF 458.5 - 459.5MHz<br>25 KHz (MPT 1329)<br>1mW ERP |   |
|  0.2kg                                    |  EN50131 class 2 grade 2                              |   |

# Wireless Push Button Panic Alarm *Product Datasheet*

## Key Features

- Push button activation
- Fully wireless
- Fully addressable
- LED indication
- IP65 enclosure
- Up to 1 Year battery life



## Product Overview








The wireless push button panic alarm has been designed as a splash proof alarm transmitter prompted by demand from the leisure centre industry and is ideal for use in all types of industrial or commercial premises where staff need the security of a fixed attack alarm.

As the system is devoid of interconnecting wiring, any alteration can be carried out quickly and inexpensively. False alarms caused by damage to traditional 24-hour live personal attack wiring circuits are totally eliminated.

The device is triggered by a single push button located on the front of the unit with a visual indication of alarm transmission given by a built in LED.

When installed in conjunction with the EMS Iris+ receiver, up to 256 individual transmitters can be individually identified by the receiver.

## Technical Data

-  -10 to 55 °C  
Up to 75% non-condensing
-  4x AAA alkaline batteries
-  7920/PB (*Wireless push button panic alarm*)
-  120(h) x 80(w) x 55(d)mm
-  UHF 458.5 - 459.5MHz  
25 KHz (MPT 1329)  
1mW ERP
-  0.3kg
-  EN50131 class 2 grade 2

# Wireless Push Button Panic Alarm c/w Air Switch

## Product Datasheet

### Key Features

- Complete with air switch
- Fully wireless
- Fully addressable
- LED indication
- IP65 enclosure
- Up to 1 Year battery life



### Product Overview








The wireless push button panic alarm c/w air switch has been designed as a splash proof attack alarm transmitter prompted by demand from the leisure centre industry and is ideal for use in all types of industrial or commercial premises where staff need the security of a fixed attack alarm.

As the system is devoid of interconnecting wiring, any alteration can be carried out quickly and inexpensively. False alarms caused by damage to traditional 24-hour live personal attack wiring circuits are totally eliminated.

Alarm transmissions are sent by pressing the push button located on the front of the unit or by pressing the connected air switch. The air switch is typically fitted on the other side of the wall and often in Saunas.

When installed in conjunction with the EMS Iris+ receiver, up to 256 individual transmitters can be individually identified by the receiver.

### Technical Data

-  -10 to 55 °C  
Up to 75% non-condensing
-  4x AAA alkaline batteries
-  7920/AS (Wireless push button panic alarm c/w air switch)
-  120(h) x 80(w) x 55(d)mm
-  UHF 458.5 - 459.5MHz  
25 KHz (MPT 1329)  
1mW ERP
-  0.3kg
-  EN50131 class 2 grade 2

# Wireless Pull Cord Panic Alarm *Product Datasheet*

## Key Features

- Pull cord activation
- Fully wireless
- Fully addressable
- LED indication
- IP65 enclosure
- Up to 1 Year battery life



## Product Overview








The wireless pull cord panic alarm has been designed as a splash proof attack alarm transmitter prompted by demand from the leisure centre industry and is ideal for use in all types of industrial or commercial premises where staff need the security of a fixed attack alarm.

As the system is devoid of interconnecting wiring, any alteration can be carried out quickly and inexpensively. False alarms caused by damage to traditional 24-hour live personal attack wiring circuits are totally eliminated.

Alarm transmissions are sent by pulling the pull cord located on the front of the unit. The device is typically installed in WCs.

When installed in conjunction with the EMS Iris+ receiver, up to 256 individual transmitters can be individually identified by the receiver.

## Technical Data

- |   |  |   |
|---|--|---|
|  -10 to 55 °C<br>Up to 75% non-condensing |  4x AAA alkaline batteries                            |  7920/PC ( <i>Wireless pull cord panic alarm</i> ) |
|  120(h) x 80(w) x 55(d)mm                 |  UHF 458.5 - 459.5MHz<br>25 KHz (MPT 1329)<br>1mW ERP |   |
|  0.3kg                                    |  EN50131 class 2 grade 2                              |   |

# Eight Input Half Watt Transmitter *Product Datasheet*

## Key Features

---

- Industry recognised for its robustness and flexibility
- Eight programmable inputs
- Programmable normally open/normally closed opto isolated inputs
- Automatic hourly call-in transmissions to receiver
- Programmable transmitter ident for each input with in excess of 1 million codes
- Contact operated alarm and fault transmissions
- Low battery, tamper and power monitoring
- Selectable input restored data transmissions
- 230Vac operation
- Compatible with the Iris+ wireless receiver



## Product Overview

---

The eight input half watt transmitter is a high powered device capable of transmitting either full alarm, local alarm, tamper alarm, battery low and remote reset information from each of its eight on board contacts to the 7256 Iris+ receiver. The transmitter's inputs are opto isolated and programmable for normally open or normally closed operation. The unit can be pre-programmed to project requirements at the time of manufacture or alternatively this can be carried out on site via a computer using a terminal programme.

Typical applications include the monitoring of remotely sited intruder / fire panels and plant monitoring, in high risk environments, where each of the transmitters eight input activations can be easily identified by allocating individual text descriptions. This is further enhanced when linked with the EMS pager system which allows clear and precise details relating to a location and type of alarm or other programmed data to be relayed to onsite message pager receivers instantly. Therefore allowing all site activations to be continually monitored, centrally or remotely.

The product has been used extensively to communicate remote building systems wirelessly, to central receivers, which can identify each, activation with a text description, usually the alarm description followed by the buildings location. When used in conjunction with the Iris+ receiver, a total of 256 individually identifiable inputs can be received.

# Technical Data

---



-10 to 55 °C  
Up to 75% non-condensing



390(w) x 320(h) x 80(d)mm



5.2kg



230Vac



Max 500mA (*when transmitting*)



8x 5-12Vdc Opto isolated inputs



Full alarm transmission  
Local alarm transmission  
Tamper alarm transmission  
Low battery transmission  
Hourly call-in transmission  
Input reset transmission



UHF 458.5 - 459.5MHz  
25 KHz channel spacing



500mW ERP



7943/P (*eight input half watt transmitter*)  
**Note: Requires 12V 7Ah backup battery.**

# iris+