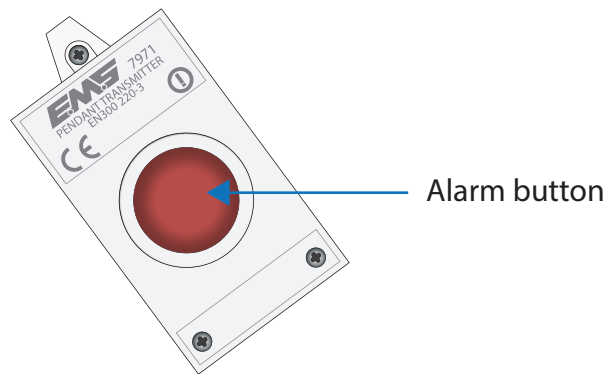


# 7971 OPERATING INSTRUCTIONS

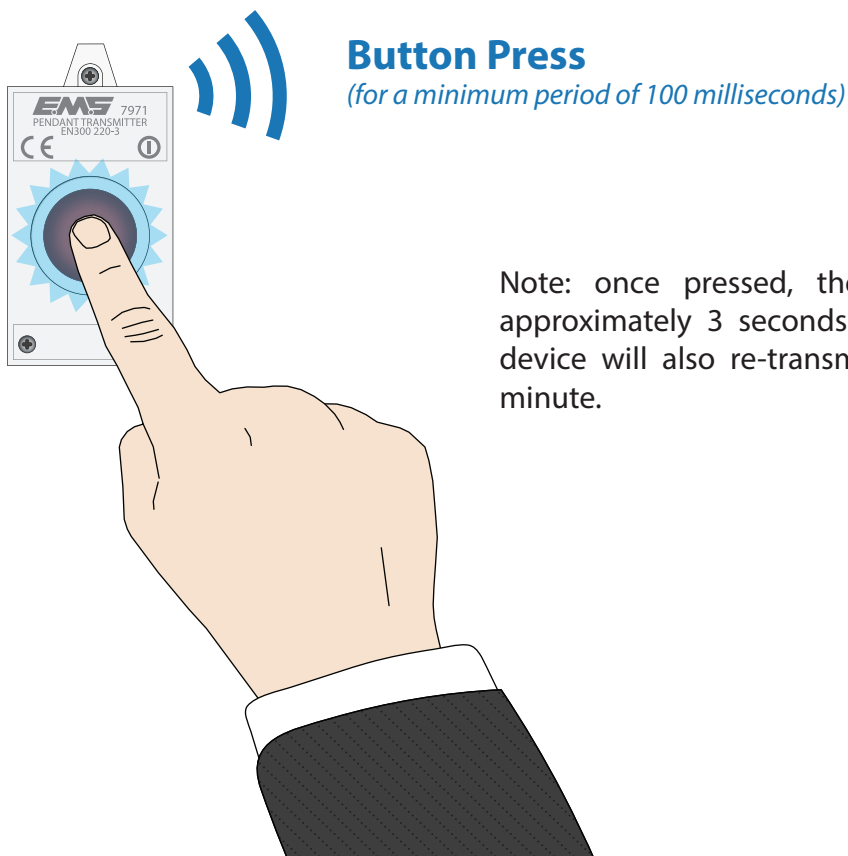
## Introduction

The 7971 is a pendant transmitter that can be worn on a lanyard or carried on a key fob. It is designed for use with the EMS Iris+ 7256 Receiver. Refer to the Iris+ Installation Guide (MK192) for details on adding the device to the system.

Details of the pendant transmitter's features and its operation are outlined below:



## Generating a full alarm condition



Note: once pressed, the device will continue to transmit for approximately 3 seconds after the button has been released. The device will also re-transmit an alarm signal twice within the next minute.

## Battery Low Indication

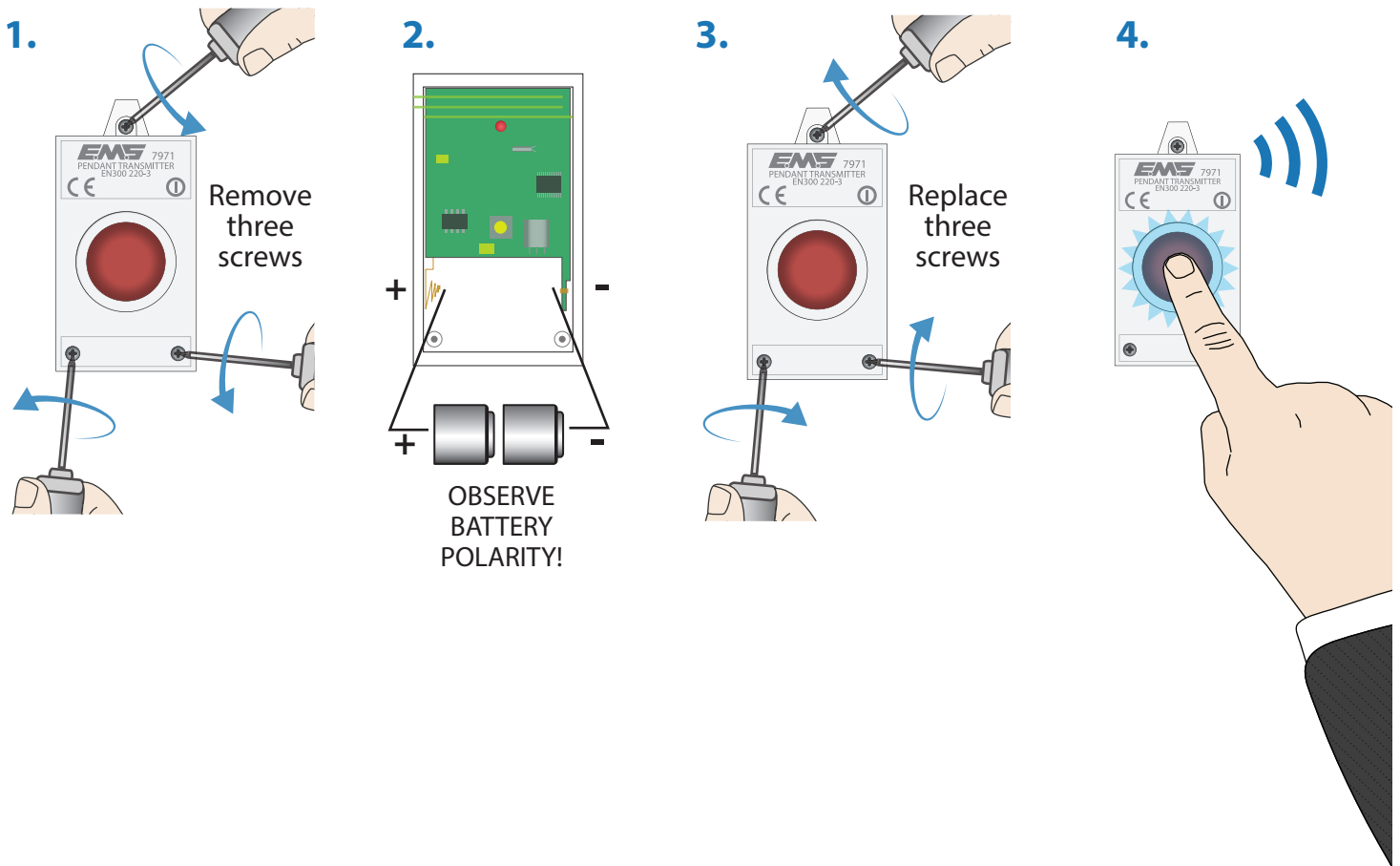
The battery condition is sent periodically, with the device's regular status signal. A battery low fault will be indicated at the receiver when batteries require replacement.

## Batteries

The pendant transmitter is supplied with 2 x 1/3 N Lithium Manganese (Li-Mn) Duracell batteries. Average battery life is 12 months (dependant on usage) and should be replaced upon the annual maintenance.

## Battery Replacement

To replace the batteries, remove the screw adjacent to the necklet hole, and the two in the opposite corners, using a Philips screwdriver (size zero). Remove the top half of the case by lifting it up. Batteries must be inserted using correct polarity as shown on the polarity label. Replace the case and screw together. The pendant transmitter must be retested to guarantee correct battery fitting and device functionality.



EMS Ltd.  
Technology House  
Sea Street, Herne Bay,  
Kent, CT6 8JZ.

t: +44 (0) 1227 369570  
f: +44 (0) 1227 369679  
[www.emsgroup.co.uk](http://www.emsgroup.co.uk)